



Mobili
OFFICE

Price &
Specification
Guide 2018

Contents Furniture

Desking:



move! 6



Pyramid Steel 20



Pyramid Wood 26



Vega 32



Vega Wood 44



Soho² 52



Soho³ 60



Arthur 72



K2C 76



Contrax2 Panel End 82



Contrax2 Cantilever 86



Meeting Extensions 88



Cirrus 90




Screens 94

Meeting, Breakout & Conference Tables:



Tip Top Folding / Mobile 102



Coffee & Laptop Tables 104



Breakout / Poseur Tables 107



Meeting Tables 112



Conference Tables 122




Power & Accessories 132

Storage:




Storage 136



Box 146




Lockers 156



StorageWall 158

Reception:



Reception Counters 164

Contents Seating

Task Seating:



Nero Mesh 170



Nero Upholstered 171



Zel 173



Touch 174



Spirit Mesh 175



Spirit 176

Executive & Meeting Seating:



Aquila 178



Libra 179



Memphis 180



Encore 182



Otto 183



Sienna 184



Visita 185



Felix 186

Breakout & Soft seating:



Edith 187



Eva 189



Harriet 190



Flo 192



Elba 194



Aria 195



Emily 197



Mojo 198



Grace 199



Nusa 201



Papa 202



Auriga 203



Avenue 204



Button 206



Ad-Hoc 207



Snug 209



Zone 210

General Information:




MFC Finishes 216



Desk Frame & Top Options 218



Storage Options 219



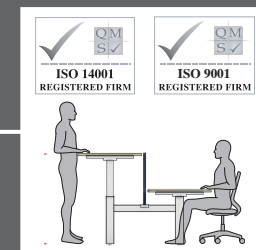
Screen & Seating Finishes 220



StorageWall Specifications 222



Reception Specifications 224



Standards & Specifications 226




Environment Policy & CSR 227


move!

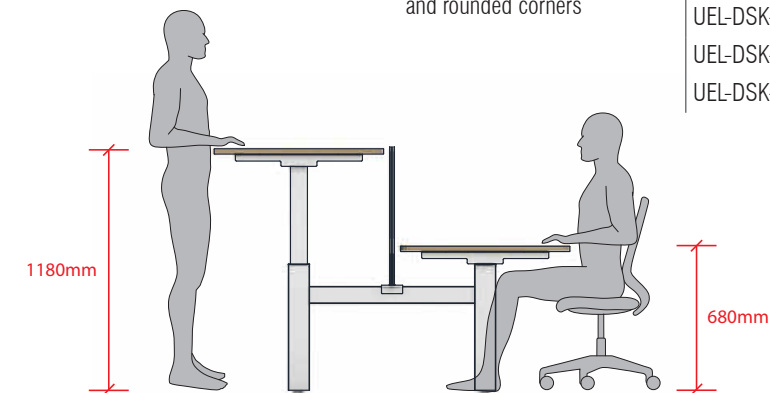
	move! Electric	move! Crank	move! Set & Forget
Category	Sit - Stand	Sit - Sit	Sit - Stand
BS EN 527-1	Type D	Type D	-
Minimum to maximum height (mm)	680 -1180	680 - 920	680 - 1180
User adjustable control	Yes	Yes	No
Single desk option	Yes	Yes	Yes
Back to back bench option	Yes	Yes	Yes
Drive system	Twin Motor	Crank	-
Load capacity (kg)	80	45	80
Frame fixed screen mounting facility (back to back benches only)	Yes	Yes	Yes
Central frame fixed cable tray option	Yes	Yes	Yes
Individual top fixed cable tray option	Yes	Yes	Yes
Speed	35mm/sec	3mm/Turn	-
Noise emission (db)	39	-	-
Standby power consumption (w)	0.1	-	-



move! Electric back to back benches shown in White with candy bar end cladding in Tobacco Oak

Description	Code	W	D	H	Price £			
					A	B	C	
Frame Options Suffix Code: B = Black, S = Silver, W = White								
Back to Back Bench Includes sliding tops	Tops with square corners	UEN-2PB-128	1200	1680	680-1180	2195	2229	2314
		UEN-2PB-148	1400	1680	680-1180	2200	2234	2320
		UEN-2PB-168	1600	1680	680-1180	2246	2283	2377
		UEN-2PB-188	1800	1680	680-1180	2294	2337	2444
	Tops with cable ports and square corners	UEP-2PB-128	1200	1680	680-1180	2207	2242	2327
		UEP-2PB-148	1400	1680	680-1180	2213	2247	2332
		UEP-2PB-168	1600	1680	680-1180	2260	2297	2391
		UEP-2PB-188	1800	1680	680-1180	2309	2350	2452
	Tops with scallop and rounded corners	UES-2PB-128	1200	1680	680-1180	2274	2308	2393
		UES-2PB-148	1400	1680	680-1180	2279	2313	2399
		UES-2PB-168	1600	1680	680-1180	2325	2363	2456
		UES-2PB-188	1800	1680	680-1180	2375	2416	2518
Tops with long scallop and rounded corners		UEL-2PB-128	1200	1680	680-1180	2274	2308	2393
		UEL-2PB-148	1400	1680	680-1180	2279	2313	2399
		UEL-2PB-168	1600	1680	680-1180	2325	2363	2456
		UEL-2PB-188	1800	1680	680-1180	2375	2416	2518

Description	Code	W	D	H	Price £			
					A	B	C	
Frame Options Suffix Code: B = Black, S = Silver, W = White								
Single Desk	Tops with square corners	UEN-DSK-128	1200	800	680-1180	1191	1208	1251
		UEN-DSK-148	1400	800	680-1180	1193	1210	1253
		UEN-DSK-168	1600	800	680-1180	1216	1235	1283
		UEN-DSK-188	1800	800	680-1180	1239	1259	1310
	Tops with cable ports and square corners	UEP-DSK-128	1200	800	680-1180	1198	1215	1255
		UEP-DSK-148	1400	800	680-1180	1201	1217	1257
		UEP-DSK-168	1600	800	680-1180	1222	1241	1289
		UEP-DSK-188	1800	800	680-1180	1245	1266	1317
Tops with scallop and rounded corners		UES-DSK-128	1200	800	680-1180	1232	1248	1288
		UES-DSK-148	1400	800	680-1180	1234	1250	1290
		UES-DSK-168	1600	800	680-1180	1255	1274	1323
		UES-DSK-188	1800	800	680-1180	1279	1299	1350
Tops with long scallop and rounded corners		UEL-DSK-128	1200	800	680-1180	1232	1248	1288
		UEL-DSK-148	1400	800	680-1180	1234	1250	1290
		UEL-DSK-168	1600	800	680-1180	1255	1274	1323
		UEL-DSK-188	1800	800	680-1180	1279	1299	1350

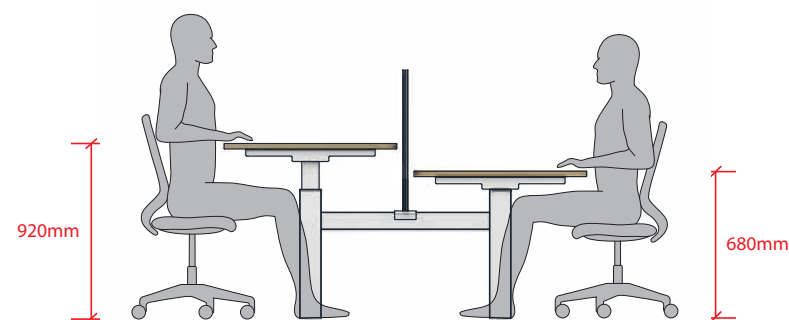


move! Crank 2 person back to back benches shown in White with optional cable trays. Slimline end cladding shown in Walnut.



Description		Code	W	D	H	Price £		
Frame Options Suffix Code: W = White (Available in White only)						A	B	C
Back to Back Bench	Tops with square corners	UCN-2PB-148	1400	1680	680-920	1726	1759	1842
		UCN-2PB-168	1600	1680	680-920	1771	1809	1906
		UCN-2PB-188	1800	1680	680-920	1821	1862	1964
	Tops with cable ports and square corners	UCP-2PB-148	1400	1680	680-920	1739	1773	1858
		UCP-2PB-168	1600	1680	680-920	1786	1823	1917
		UCP-2PB-188	1800	1680	680-920	1834	1875	1976
	Tops with scallop and rounded corners	UCS-2PB-148	1400	1680	680-920	1805	1839	1925
		UCS-2PB-168	1600	1680	680-920	1851	1889	1982
		UCS-2PB-188	1800	1680	680-920	1900	1941	2043
Tops with long scallop and rounded corners	UCL-2PB-148	1400	1680	680-920	1805	1839	1925	
	UCL-2PB-168	1600	1680	680-920	1851	1889	1982	
	UCL-2PB-188	1800	1680	680-920	1900	1941	2043	




Description		Code	W	D	H	Price £		
Frame Options Suffix Code: W = White (Available in White only)						A	B	C
Single Desk	Tops with square corners	UCN-DSK-148	1400	800	680-920	951	967	1008
		UCN-DSK-168	1600	800	680-920	972	991	1039
		UCN-DSK-188	1800	800	680-920	996	1016	1067
	Tops with cable ports and square corners	UCP-DSK-148	1400	800	680-920	958	975	1018
		UCP-DSK-168	1600	800	680-920	980	998	1044
		UCP-DSK-188	1800	800	680-920	1003	1023	1074
	Tops with scallop and rounded corners	UCS-DSK-148	1400	800	680-920	991	1007	1047
		UCS-DSK-168	1600	800	680-920	1013	1031	1077
		UCS-DSK-188	1800	800	680-920	1036	1056	1107
Tops with long scallop and rounded corners	UCL-DSK-148	1400	800	680-920	991	1007	1047	
	UCL-DSK-168	1600	800	680-920	1013	1031	1077	
	UCL-DSK-188	1800	800	680-920	1036	1056	1107	






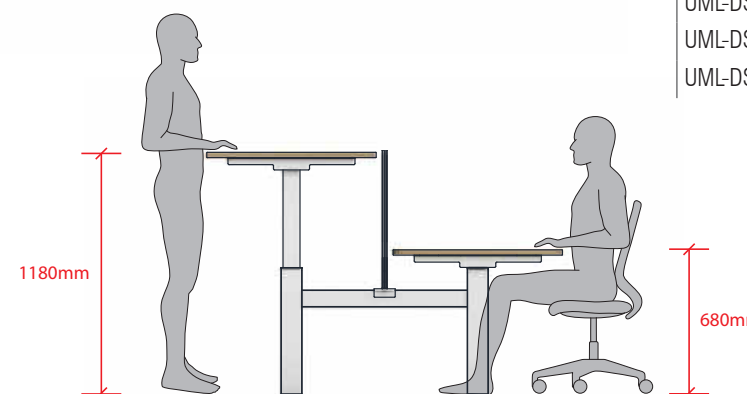
-
-
-
-
-
-
-

move! Set and Forget single desk shown in Walnut with worktop mounted cable tray option. Fly by modesty screen shown with slimline end cladding and return caddy.



Description	Code	W	D	H	Price £			
					A	B	C	
Frame Options Suffix Code: S = Silver, W = White								
Back to Back Bench Includes sliding tops	Tops with square corners	UMN-2PB-128	1200	1680	680-1180	1131	1164	1247
		UMN-2PB-148	1400	1680	680-1180	1136	1170	1253
		UMN-2PB-168	1600	1680	680-1180	1181	1219	1313
		UMN-2PB-188	1800	1680	680-1180	1232	1272	1374
	Tops with cable ports and square corners	UMP-2PB-128	1200	1680	680-1180	1144	1177	1260
		UMP-2PB-148	1400	1680	680-1180	1149	1182	1265
		UMP-2PB-168	1600	1680	680-1180	1196	1234	1328
		UMP-2PB-188	1800	1680	680-1180	1244	1285	1387
	Tops with scallop and rounded corners	UMS-2PB-128	1200	1680	680-1180	1210	1243	1326
		UMS-2PB-148	1400	1680	680-1180	1216	1249	1332
		UMS-2PB-168	1600	1680	680-1180	1262	1299	1393
		UMS-2PB-188	1800	1680	680-1180	1311	1351	1453
	Tops with long scallop and rounded corners	UML-2PB-128	1200	1680	680-1180	1210	1243	1326
		UML-2PB-148	1400	1680	680-1180	1216	1249	1332
		UML-2PB-168	1600	1680	680-1180	1262	1299	1393
		UML-2PB-188	1800	1680	680-1180	1311	1351	1453

Description	Code	W	D	H	Price £			
					A	B	C	
Frame Options Suffix Code: S = Silver, W = White								
Single Desk	Tops with square corners	UMN-DSK-128	1200	800	680-1180	658	675	718
		UMN-DSK-148	1400	800	680-1180	660	677	720
		UMN-DSK-168	1600	800	680-1180	683	701	746
		UMN-DSK-188	1800	800	680-1180	706	727	777
	Tops with cable ports and square corners	UMP-DSK-128	1200	800	680-1180	666	683	725
		UMP-DSK-148	1400	800	680-1180	668	685	728
		UMP-DSK-168	1600	800	680-1180	689	707	753
		UMP-DSK-188	1800	800	680-1180	713	733	784
	Tops with scallop and rounded corners	UMS-DSK-128	1200	800	680-1180	699	716	759
		UMS-DSK-148	1400	800	680-1180	701	718	761
		UMS-DSK-168	1600	800	680-1180	722	740	786
		UMS-DSK-188	1800	800	680-1180	746	766	817
	Tops with long scallop and rounded corners	UML-DSK-128	1200	800	680-1180	699	716	759
		UML-DSK-148	1400	800	680-1180	701	718	761
		UML-DSK-168	1600	800	680-1180	722	740	786
		UML-DSK-188	1800	800	680-1180	746	766	817














- UK DESIGNED**
- 5 YEAR WARRANTY**
- 80kg CAPACITY**
- BACK TO BACK**
- SINGLE SIDED**
- SIT STAND**



move! Electric back to back benches shown with optional frame fixed sit on cable trays and end cap.






move! Electric single desk shown in Cherry with high mobile bow fronted steel pedestal.

Description	Code	W	D	H	Price £		
					A	B	C
Frame Options Suffix Code: B = Black, S = Silver, W = White							
 Premium controller with 4 presets and digital read-out (Electric only)	UEX-PRE-CON	150		42	100	-	-
 Electric anti-collision module (Electric only)	UEX-ANT-COL				50	-	-
 Back to back bench frame fixed sit on cable tray including cover Please note: UXM-CTF-BRK brackets are required if screens are not specified	UXM-CTS-123	1200	290	105	182	-	-
	UXM-CTS-143	1400	290	105	188	-	-
	UXM-CTS-163	1600	290	105	198	-	-
	UXM-CTS-183	1800	290	105	220	-	-
 Back to back bench cable tray fixing brackets (Only required if no screens are specified)	UXM-CTF-BRK				20	-	-
 End cap for frame fixed sit on cable tray	UXM-CTE-CAP	290		105	29	-	-
 Telescopic single cable tray with hangers for under worktop mounting	UXM-CTT-LGE	1410	150		138	-	-
	UXM-CTT-SML	900	150		119	-	-
		1400					
 Modesty panel with square corners	UXN-MOD-123	1200	300	18	116	127	156
	UXN-MOD-143	1400	300	18	121	129	149
	UXN-MOD-163	1600	300	18	126	134	155
	UXN-MOD-183	1800	300	18	133	141	163
 Modesty panel with rounded corners and scallop	UXS-MOD-123	1200	300	18	143	153	176
	UXS-MOD-143	1400	300	18	150	160	184
	UXS-MOD-163	1600	300	18	156	166	192
	UXS-MOD-183	1800	300	18	163	173	200
 Cable sock with zip for vertical floor to sit on cable tray cable management	CAB-SOC-LOW	100		570	77	-	-
 Cable sock with zip for vertical tray to top cable Management	CAB-SOC-HIG	40		600	50	-	-
 Extendable spiral cable spine Suitable for height adjustable desking	Silver			680-1180	83	-	-
	White			680-1180	83	-	-
 Universal CPU holder for under mounting CPU to desk top frame	UXX-CPU-HOL	250	500	420	150	-	-

For power modules and cable management accessories please see 132


move! Electric back to back benches shown in White with candy bar end cladding in Walnut. White acrylic screens.





Description	Code	W	D	H	Price £		
					A	B	C
 Slimline single sided Square corners	UXC-SSS-800	800	25	495	110	121	149
 Slimline single sided Rounded corners	UXC-SSR-800	800	25	495	143	158	194
 Slimline back to back Square corners	UXC-SBS-168	1680	25	495	174	192	235
 Slimline back to back Rounded corners	UXC-SBR-168	1680	25	495	208	228	280

move! Electric back to back benches shown in Jura Oak with back to back storage pedestals.


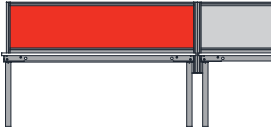

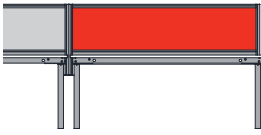


Description	Code	W	D	H	Price £		
					A	B	C
Frame Options Suffix Code: B = Black, S = Silver, W = White					A	B	C
 Back to back candy bar with rounded corners	UXC-CBR-168	1680	86	525	876	964	1183

Description	Code	W	D	H	Price £		
					A	B	C
 Back to back storage pedestal for end positions	UXX-PED-END	430	1680	585	777	855	932
 Back to back storage pedestal with through cable access for intermediate positions	UXX-PED-INT	430	1680	585	805	885	966


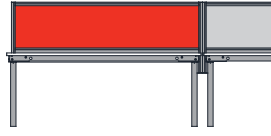

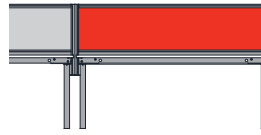
move! S2 Screens

move! S4 Screens

Description	Code	W	D	H	Price £					
					A	B	C	D	E	
For finish options please see page 220										
Frame Options Suffix Code: B = Black, S = Silver, W = White										
	Screens for freestanding back to back desks	US2-2PB-127	1200	25	1200	202	215	-	249	-
		US2-2PB-147	1400	25	1200	225	247	-	286	-
		US2-2PB-167	1600	25	1200	226	248	-	288	-
		US2-2PB-187	1800	25	1200	248	272	-	316	-
	Starter screens for back to back desks	US2-STR-127	1200	25	1200	201	214	-	248	-
		US2-STR-147	1400	25	1200	224	246	-	286	-
		US2-STR-167	1600	25	1200	225	247	-	287	-
		US2-STR-187	1800	25	1200	248	271	-	315	-
	Add on screens for back to back desks	US2-ADD-127	1200	25	1200	201	214	-	248	-
		US2-ADD-147	1400	25	1200	224	246	-	286	-
		US2-ADD-167	1600	25	1200	225	247	-	287	-
		US2-ADD-187	1800	25	1200	248	271	-	315	-
	End screens for back to back desks	US2-END-127	1200	25	1200	201	214	-	248	-
		US2-END-147	1400	25	1200	224	246	-	286	-
		US2-END-167	1600	25	1200	225	247	-	287	-
		US2-END-187	1800	25	1200	248	271	-	315	-


All screens include heavy duty frame mounted brackets.

If starter / add on / end screens are used the screen brackets set the spacing of the desks at 25mm between worktops for user safety.




Description	Code	W	D	H	Price £					
					A	B	C	D	E	
For finish options please see page 220										
Frame Options Suffix Code: B = Black, S = Silver, W = White										
	Screens for freestanding back to back desks	US4-2PB-127	1200	25	1200	360	389	605	454	607
		US4-2PB-147	1400	25	1200	407	442	627	515	689
		US4-2PB-167	1600	25	1200	417	454	657	529	736
		US4-2PB-187	1800	25	1200	456	494	679	577	813
	Starter screens for back to back desks	US4-STR-127	1200	25	1200	358	388	603	453	606
		US4-STR-147	1400	25	1200	406	441	626	514	688
		US4-STR-167	1600	25	1200	416	453	656	528	735
		US4-STR-187	1800	25	1200	455	493	678	576	812
	Add on screens for back to back desks	US4-ADD-127	1200	25	1200	358	388	603	453	606
		US4-ADD-147	1400	25	1200	406	441	626	514	688
		US4-ADD-167	1600	25	1200	416	453	656	528	735
		US4-ADD-187	1800	25	1200	455	493	678	576	812
	End screens for back to back desks	US4-END-127	1200	25	1200	358	388	603	453	606
		US4-END-147	1400	25	1200	406	441	626	514	688
		US4-END-167	1600	25	1200	416	453	656	528	735
		US4-END-187	1800	25	1200	455	493	678	576	812

All screens include heavy duty frame mounted brackets.

If starter / add on / end screens are used the screen brackets set the spacing of the desks at 25mm between worktops for user safety.

Description	Code	W	D	H	Price £					
					A	B	C	D	E	
For finish options please see page 220										
Frame Options Suffix Code: B = Black, S = Silver, W = White										
	Fly by modesty screen	US2-FBT-126	1200	25	600	224	239	-	292	-
		US2-FBT-146	1400	25	600	245	266	-	299	-
		US2-FBT-166	1600	25	600	246	267	-	301	-
		US2-FBT-186	1800	25	600	265	288	-	325	-

Screens include die cast heavy duty top mounted brackets.

Description	Code	W	D	H	Price £					
					A	B	C	D	E	
For finish options please see page 220										
Frame Options Suffix Code: B = Black, S = Silver, W = White										
	Fly by modesty screen	US4-FBT-126	1200	25	600	362	388	582	446	584
		US4-FBT-146	1400	25	600	403	435	602	502	658
		US4-FBT-166	1600	25	600	414	446	629	514	701
		US4-FBT-186	1800	25	600	448	484	649	557	769
	Fly by slatwall modesty screen	US4-FBX-126	1200	25	600	446	474	667	531	670
		US4-FBX-146	1400	25	600	503	535	701	601	758
		US4-FBX-166	1600	25	600	528	560	743	627	814
		US4-FBX-186	1800	25	600	577	611	778	685	898
	Desk up screen (330 Above desktop)	US4-DUP-124	1200	25	400	345	369	465	423	565
		US4-DUP-144	1400	25	400	360	386	486	443	658
		US4-DUP-164	1600	25	400	373	401	493	460	701
		US4-DUP-184	1800	25	400	388	418	534	480	769

All screens include die cast heavy duty top mounted brackets.

Pyramid Steel



Pyramid Steel

Description		Code	W	D	H	Price £		
Top Options: P = Ports, N = No Ports, S = Scallop, L = Long Scallop (Options S & L = £30 Surcharge per top)						A	B	C
Frame Options Suffix Code: B = Black, W = White								
2 Person Back to Back Configuration	Includes telescopic cable tray	JFP-2PB-126	1200	1250	730	833	856	914
		JFP-2PB-146	1400	1250	730	854	879	943
		JFP-2PB-166	1600	1250	730	876	903	972
		JFP-2PB-186	1800	1250	730	988	1018	1093
		JFP-2PB-206	2000	1250	730	1037	1070	1152
	JFP-2PB-128	1200	1650	730	885	912	979	
	JFP-2PB-148	1400	1650	730	917	948	1023	
	JFP-2PB-168	1600	1650	730	950	984	1067	
	JFP-2PB-188	1800	1650	730	1063	1099	1189	
	JFP-2PB-208	2000	1650	730	1115	1155	1253	



Pyramid Steel

Description		Code	W	D	H	Price £		
Top Options: P = Ports, N = No Ports, S = Scallop, L = Long Scallop (Options S & L = £30 Surcharge per top)						A	B	C
Frame Options Suffix Code: B = Black, W = White								
6 Person Back to Back Configuration	Includes telescopic cable tray	JFP-6PB-126	1200	1250	730	2147	2216	2390
		JFP-6PB-146	1400	1250	730	2382	2458	2648
		JFP-6PB-166	1600	1250	730	2468	2551	2756
		JFP-6PB-186	1800	1250	730	2593	2683	2909
		JFP-6PB-206	2000	1250	730	2674	2772	3018
	JFP-6PB-128	1200	1650	730	2306	2387	2589	
	JFP-6PB-148	1400	1650	730	2575	2666	2893	
	JFP-6PB-168	1600	1650	730	2695	2795	3047	
	JFP-6PB-188	1800	1650	730	2820	2929	3201	
	JFP-6PB-208	2000	1650	730	3019	3137	3432	






Description		Code	W	D	H	Price £		
Top Options: P = Ports, N = No Ports, S = Scallop, L = Long Scallop (Options S & L = £30 Surcharge per top)						A	B	C
Frame Options Suffix Code: B = Black, W = White								
4 Person Back to Back Configuration	Includes telescopic cable tray	JFP-4PB-126	1200	1250	730	1447	1493	1609
		JFP-4PB-146	1400	1250	730	1661	1711	1838
		JFP-4PB-166	1600	1250	730	1704	1759	1896
		JFP-4PB-186	1800	1250	730	1802	1862	2012
		JFP-4PB-206	2000	1250	730	1855	1921	2085
	JFP-4PB-128	1200	1650	730	1553	1607	1742	
	JFP-4PB-148	1400	1650	730	1789	1849	2001	
	JFP-4PB-168	1600	1650	730	1854	1921	2089	
	JFP-4PB-188	1800	1650	730	1952	2025	2206	
	JFP-4PB-208	2000	1650	730	2014	2093	2289	



Description		Code	W	D	H	Price £		
Top Options: P = Ports, N = No Ports, S = Scallop, L = Long Scallop (Options S & L = £30 Surcharge per top)						A	B	C
Frame Options Suffix Code: B = Black, W = White								
8 Person Back to Back Configuration	Includes telescopic cable tray	JFP-8PB-126	1200	1250	730	2847	2940	3171
		JFP-8PB-146	1400	1250	730	3103	3204	3457
		JFP-8PB-166	1600	1250	730	3233	3343	3617
		JFP-8PB-186	1800	1250	730	3385	3505	3806
		JFP-8PB-206	2000	1250	730	3492	3624	3952
	JFP-8PB-128	1200	1650	730	3059	3167	3437	
	JFP-8PB-148	1400	1650	730	3361	3482	3785	
	JFP-8PB-168	1600	1650	730	3536	3670	4005	
	JFP-8PB-188	1800	1650	730	3688	3833	4195	
	JFP-8PB-208	2000	1650	730	3811	3968	4361	



Pyramid Steel

Description	Code	W	D	H	Price £			
Top Options: P = Ports, N = No Ports, S = Scallop, L = Long Scallop (Options S & L = £30 Surcharge per top)					A	B	C	
Frame Options Suffix Code: B = Black, W = White								
Back to Back Starter Module 	JFP-SUB-126	1200	1250	730	798	821	879	
	JFP-SUB-146	1400	1250	730	911	936	999	
	JFP-SUB-166	1600	1250	730	932	960	1028	
	JFP-SUB-186	1800	1250	730	987	1017	1093	
	JFP-SUB-206	2000	1250	730	1014	1047	1129	
	JFP-SUB-128	1200	1650	730	858	885	953	
	JFP-SUB-148	1400	1650	730	982	1013	1088	
	JFP-SUB-168	1600	1650	730	1015	1049	1132	
	JFP-SUB-188	1800	1650	730	1070	1107	1197	
	JFP-SUB-208	2000	1650	730	1101	1140	1239	
	Back to Back Add on Module 	JFP-AOB-126	1200	1250	730	704	727	785
		JFP-AOB-146	1400	1250	730	734	760	823
		JFP-AOB-166	1600	1250	730	778	805	874
		JFP-AOB-186	1800	1250	730	811	841	916
		JFP-AOB-206	2000	1250	730	838	871	953
JFP-AOB-128		1200	1650	730	757	784	852	
JFP-AOB-148		1400	1650	730	799	829	905	
JFP-AOB-168		1600	1650	730	854	887	971	
JFP-AOB-188		1800	1650	730	887	923	1014	
JFP-AOB-208		2000	1650	730	918	957	1055	
Back to Back End Module 	JFP-EUB-126	1200	1250	730	651	674	732	
	JFP-EUB-146	1400	1250	730	764	789	852	
	JFP-EUB-166	1600	1250	730	785	813	881	
	JFP-EUB-186	1800	1250	730	840	871	946	
	JFP-EUB-206	2000	1250	730	867	900	982	
	JFP-EUB-128	1200	1650	730	696	723	791	
	JFP-EUB-148	1400	1650	730	820	851	926	
	JFP-EUB-168	1600	1650	730	853	887	970	
	JFP-EUB-188	1800	1650	730	908	945	1035	
	JFP-EUB-208	2000	1650	730	939	978	1077	

Pyramid Steel

Description	Code	W	D	H	Price £		
Top Options: P = Ports, N = No Ports, S = Scallop, L = Long Scallop (Options S & L = £30 Surcharge per top)					A	B	C
Frame Options Suffix Code: B = Black, W = White							
Single Starter Module 	JFP-SUS-128	1200	800	730	568	582	615
	JFP-SUS-148	1400	800	730	635	650	688
	JFP-SUS-168	1600	800	730	651	668	710
	JFP-SUS-188	1800	800	730	688	706	751
	JFP-SUS-208	2000	800	730	703	723	772
	Single Add on Module 	JFP-AOS-128	1200	800	730	458	472
JFP-AOS-148		1400	800	730	484	499	537
JFP-AOS-168		1600	800	730	517	534	576
JFP-AOS-188		1800	800	730	537	555	600
JFP-AOS-208		2000	800	730	552	572	621
Single End Module 		JFP-EUS-128	1200	800	730	446	460
	JFP-EUS-148	1400	800	730	513	528	566
	JFP-EUS-168	1600	800	730	529	546	588
	JFP-EUS-188	1800	800	730	566	584	629
	JFP-EUS-208	2000	800	730	581	601	650
	Rectangular Desk 	JFP-DSK-128	1200	800	730	532	545
JFP-DSK-148		1400	800	730	548	563	601
JFP-DSK-168		1600	800	730	564	581	623
JFP-DSK-188		1800	800	730	621	639	684
JFP-DSK-208		2000	800	730	636	656	705

Pyramid Wood



Pyramid Wood

Description		Code	W	D	H	Price £		
Top Options: P = Ports, N = No Ports, S = Scallop, L = Long Scallop (Options S & L = £30 Surcharge per top)						A	B	C
Frame Options Suffix Code: B = Black, W = White								
2 Person Back to Back Configuration	Includes telescopic cable tray	JCP-2PB-126	1200	1250	730	1276	1299	1357
		JCP-2PB-146	1400	1250	730	1297	1322	1385
		JCP-2PB-166	1600	1250	730	1318	1346	1414
		JCP-2PB-186	1800	1250	730	1431	1461	1536
		JCP-2PB-206	2000	1250	730	1480	1513	1595
	Oak legs	JCP-2PB-128	1200	1650	730	1327	1354	1422
		JCP-2PB-148	1400	1650	730	1360	1390	1466
		JCP-2PB-168	1600	1650	730	1393	1426	1510
		JCP-2PB-188	1800	1650	730	1505	1542	1632
		JCP-2PB-208	2000	1650	730	1558	1598	1696



Pyramid Wood

Description		Code	W	D	H	Price £		
Top Options: P = Ports, N = No Ports, S = Scallop, L = Long Scallop (Options S & L = £30 Surcharge per top)						A	B	C
Frame Options Suffix Code: B = Black, W = White								
6 Person Back to Back Configuration	Includes telescopic cable tray	JCP-6PB-126	1200	1250	730	3032	3102	3276
		JCP-6PB-146	1400	1250	730	3267	3343	3533
		JCP-6PB-166	1600	1250	730	3354	3436	3642
		JCP-6PB-186	1800	1250	730	3478	3569	3795
		JCP-6PB-206	2000	1250	730	3559	3658	3904
	Oak legs	JCP-6PB-128	1200	1650	730	3191	3272	3475
		JCP-6PB-148	1400	1650	730	3460	3551	3778
		JCP-6PB-168	1600	1650	730	3580	3681	3932
		JCP-6PB-188	1800	1650	730	3706	3814	4086
		JCP-6PB-208	2000	1650	730	4126	4244	4538



Description		Code	W	D	H	Price £		
Top Options: P = Ports, N = No Ports, S = Scallop, L = Long Scallop (Options S & L = £30 Surcharge per top)						A	B	C
Frame Options Suffix Code: B = Black, W = White								
4 Person Back to Back Configuration	Includes telescopic cable tray	JCP-4PB-126	1200	1250	730	2111	2158	2273
		JCP-4PB-146	1400	1250	730	2325	2376	2502
		JCP-4PB-166	1600	1250	730	2368	2423	2560
		JCP-4PB-186	1800	1250	730	2466	2526	2676
		JCP-4PB-206	2000	1250	730	2520	2585	2749
	Oak legs	JCP-4PB-128	1200	1650	730	2217	2271	2406
		JCP-4PB-148	1400	1650	730	2453	2514	2665
		JCP-4PB-168	1600	1650	730	2518	2585	2753
		JCP-4PB-188	1800	1650	730	2617	2689	2870
		JCP-4PB-208	2000	1650	730	2678	2757	2953



Description		Code	W	D	H	Price £		
Top Options: P = Ports, N = No Ports, S = Scallop, L = Long Scallop (Options S & L = £30 Surcharge per top)						A	B	C
Frame Options Suffix Code: B = Black, W = White								
8 Person Back to Back Configuration	Includes telescopic cable tray	JCP-8PB-126	1200	1250	730	3954	4046	4278
		JCP-8PB-146	1400	1250	730	4210	4311	4564
		JCP-8PB-166	1600	1250	730	4340	4450	4724
		JCP-8PB-186	1800	1250	730	4491	4612	4913
		JCP-8PB-206	2000	1250	730	4599	4730	5059
	Oak legs	JCP-8PB-128	1200	1650	730	4166	4274	4544
		JCP-8PB-148	1400	1650	730	4468	4589	4891
		JCP-8PB-168	1600	1650	730	4642	4776	5112
		JCP-8PB-188	1800	1650	730	4795	4940	5302
		JCP-8PB-208	2000	1650	730	4918	5075	5468



Pyramid Wood

Description		Code	W	D	H	Price £			
Top Options: P = Ports, N = No Ports, S = Scallop, L = Long Scallop (Options S & L = £30 Surcharge per top)						A	B	C	
Frame Options Suffix Code: B = Black, W = White									
Back to Back Starter Module	Includes telescopic cable tray	JCP-SUB-126	1200	1250	730	1241	1264	1322	
		JCP-SUB-146	1400	1250	730	1354	1379	1442	
		JCP-SUB-166	1600	1250	730	1375	1402	1471	
		JCP-SUB-186	1800	1250	730	1430	1460	1535	
		JCP-SUB-206	2000	1250	730	1457	1490	1572	
	Oak legs	JCP-SUB-128	1200	1650	730	1301	1328	1395	
		JCP-SUB-148	1400	1650	730	1425	1455	1531	
		JCP-SUB-168	1600	1650	730	1458	1491	1575	
		JCP-SUB-188	1800	1650	730	1513	1549	1640	
		JCP-SUB-208	2000	1650	730	1544	1583	1681	
	Back to Back Add on Module	Includes telescopic cable tray	JCP-AOB-126	1200	1250	730	925	948	1006
			JCP-AOB-146	1400	1250	730	965	981	1044
			JCP-AOB-166	1600	1250	730	999	1027	1095
			JCP-AOB-186	1800	1250	730	1032	1062	1138
			JCP-AOB-206	2000	1250	730	1059	1092	1174
Oak legs		JCP-AOB-128	1200	1650	730	979	1006	1073	
		JCP-AOB-148	1400	1650	730	1020	1051	1126	
		JCP-AOB-168	1600	1650	730	1075	1109	1192	
		JCP-AOB-188	1800	1650	730	1108	1145	1235	
		JCP-AOB-208	2000	1650	730	1139	1178	1277	
Back to Back End Module	Includes telescopic cable tray	JCP-EUB-126	1200	1250	730	873	896	954	
		JCP-EUB-146	1400	1250	730	985	1011	1074	
		JCP-EUB-166	1600	1250	730	1007	1034	1103	
		JCP-EUB-186	1800	1250	730	1062	1092	1167	
		JCP-EUB-206	2000	1250	730	1089	1122	1204	
	Oak legs	JCP-EUB-128	1200	1650	730	918	945	1012	
		JCP-EUB-148	1400	1650	730	1042	1072	1148	
		JCP-EUB-168	1600	1650	730	1074	1108	1192	
		JCP-EUB-188	1800	1650	730	1130	1166	1257	
		JCP-EUB-208	2000	1650	730	1160	1200	1298	



Pyramid Wood

Description		Code	W	D	H	Price £		
Top Options: P = Ports, N = No Ports, S = Scallop, L = Long Scallop (Options S & L = £30 Surcharge per top)						A	B	C
Frame Options Suffix Code: B = Black, W = White								
Single Starter Module	Includes telescopic cable tray	JCP-SUS-128	1200	800	730	1011	1024	1058
		JCP-SUS-148	1400	800	730	1077	1093	1130
		JCP-SUS-168	1600	800	730	1094	1110	1152
		JCP-SUS-188	1800	800	730	1131	1149	1194
		JCP-SUS-208	2000	800	730	1146	1166	1215
Oak legs	JCP-SUS-128	1200	800	730	680	693	727	
	JCP-SUS-148	1400	800	730	705	720	758	
	JCP-SUS-168	1600	800	730	739	755	797	
	JCP-SUS-188	1800	800	730	758	776	822	
	JCP-SUS-208	2000	800	730	774	793	842	
Single Add on Module	Includes telescopic cable tray	JCP-AOS-128	1200	800	730	680	693	727
		JCP-AOS-148	1400	800	730	705	720	758
		JCP-AOS-168	1600	800	730	739	755	797
		JCP-AOS-188	1800	800	730	758	776	822
		JCP-AOS-208	2000	800	730	774	793	842
Oak legs	JCP-AOS-128	1200	800	730	668	681	715	
	JCP-AOS-148	1400	800	730	734	749	787	
	JCP-AOS-168	1600	800	730	751	767	809	
	JCP-AOS-188	1800	800	730	787	805	851	
	JCP-AOS-208	2000	800	730	803	822	872	
Single End Module	Includes telescopic cable tray	JCP-EUS-128	1200	800	730	668	681	715
		JCP-EUS-148	1400	800	730	734	749	787
		JCP-EUS-168	1600	800	730	751	767	809
		JCP-EUS-188	1800	800	730	787	805	851
		JCP-EUS-208	2000	800	730	803	822	872
Oak legs	JCP-EUS-128	1200	800	730	975	988	1022	
	JCP-EUS-148	1400	800	730	991	1006	1044	
	JCP-EUS-168	1600	800	730	1007	1024	1066	
	JCP-EUS-188	1800	800	730	1064	1082	1127	
	JCP-EUS-208	2000	800	730	1079	1099	1148	
Rectangular Desk	Oak legs	JCP-DSK-128	1200	800	730	975	988	1022
		JCP-DSK-148	1400	800	730	991	1006	1044
		JCP-DSK-168	1600	800	730	1007	1024	1066
		JCP-DSK-188	1800	800	730	1064	1082	1127
		JCP-DSK-208	2000	800	730	1079	1099	1148



For power modules and cable management accessories please see 132

Vega



Vega

Description	Code	W	D	H	Price £			
Frame Options Suffix Code: S = Silver, W = White					A	B	C	
2 Person Back to Back Configuration	Includes telescopic cable tray	V2D126	1200	1250	720-760	900	928	1000
		V2D146	1400	1250	720-760	928	956	1030
		V2D166	1600	1250	720-760	1040	1072	1148
		V2D186	1800	1250	720-760	1046	1078	1158
		V2D206	2000	1250	720-760	1076	1112	1198
	V2D128	1200	1650	720-760	966	996	1072	
	V2D148	1400	1650	720-760	988	1020	1096	
	V2D168	1600	1650	720-760	1146	1184	1276	
	V2D188	1800	1650	720-760	1150	1188	1282	
	V2D208	2000	1650	720-760	1180	1222	1322	



Vega

Description	Code	W	D	H	Price £			
Frame Options Suffix Code: S = Silver, W = White					A	B	C	
6 Person Back to Back Configuration	Includes telescopic cable tray	V6D126	1200	1250	720-760	2374	2458	2674
		V6D146	1400	1250	720-760	2458	2542	2764
		V6D166	1600	1250	720-760	2794	2890	3118
		V6D186	1800	1250	720-760	2812	2908	3148
		V6D206	2000	1250	720-760	2902	3010	3268
	V6D128	1200	1650	720-760	2534	2624	2852	
	V6D148	1400	1650	720-760	2600	2696	2924	
	V6D168	1600	1650	720-760	3074	3188	3464	
	V6D188	1800	1650	720-760	3086	3200	3482	
	V6D208	2000	1650	720-760	3176	3302	3602	



Description	Code	W	D	H	Price £			
Frame Options Suffix Code: S = Silver, W = White					A	B	C	
4 Person Back to Back Configuration	Includes telescopic cable tray	V4D126	1200	1250	720-760	1637	1693	1837
		V4D146	1400	1250	720-760	1693	1749	1897
		V4D166	1600	1250	720-760	1917	1981	2133
		V4D186	1800	1250	720-760	1929	1993	2153
		V4D206	2000	1250	720-760	1989	2061	2233
	V4D128	1200	1650	720-760	1750	1810	1962	
	V4D148	1400	1650	720-760	1794	1858	2010	
	V4D168	1600	1650	720-760	2110	2186	2370	
	V4D188	1800	1650	720-760	2118	2194	2382	
	V4D208	2000	1650	720-760	2178	2262	2462	



Description	Code	W	D	H	Price £			
Frame Options Suffix Code: S = Silver, W = White					A	B	C	
8 Person Back to Back Configuration	Includes telescopic cable tray	V8D126	1200	1250	720-760	3111	3223	3511
		V8D146	1400	1250	720-760	3223	3335	3631
		V8D166	1600	1250	720-760	3671	3799	4103
		V8D186	1800	1250	720-760	3695	3823	4143
		V8D206	2000	1250	720-760	3815	3959	4303
	V8D128	1200	1650	720-760	3318	3438	3742	
	V8D148	1400	1650	720-760	3406	3534	3838	
	V8D168	1600	1650	720-760	4038	4190	4558	
	V8D188	1800	1650	720-760	4054	4206	4582	
	V8D208	2000	1650	720-760	4174	4342	4742	



Vega

Description		Code	W	D	H	Price £			
Frame Options Suffix Code: S = Silver, W = White						A	B	C	
Back to Back Starter Module	Includes telescopic cable tray	VSUS1012	1000	1250	720-760	886	912	980	
		VSUS1212	1200	1250	720-760	900	928	1000	
		VSUS1412	1400	1250	720-760	928	956	1030	
		VSUS1612	1600	1250	720-760	1040	1072	1148	
		VSUS1812	1800	1250	720-760	1046	1078	1158	
		VSUS2012	2000	1250	720-760	1076	1112	1198	
			VSUS1016	1000	1650	720-760	962	992	1066
			VSUS1216	1200	1650	720-760	966	996	1072
			VSUS1416	1400	1650	720-760	988	1020	1096
			VSUS1616	1600	1650	720-760	1146	1184	1276
			VSUS1816	1800	1650	720-760	1150	1188	1282
			VSUS2016	2000	1650	720-760	1180	1222	1322



Back to Back Add on Module

Includes telescopic cable tray

Back to Back Add on Module	Includes telescopic cable tray	VAOS1012	1000	1250	720-760	723	749	817	
		VAOS1212	1200	1250	720-760	737	765	837	
		VAOS1412	1400	1250	720-760	765	793	867	
		VAOS1612	1600	1250	720-760	877	909	985	
		VAOS1812	1800	1250	720-760	883	915	995	
		VAOS2012	2000	1250	720-760	913	949	1035	
			VAOS1016	1000	1650	720-760	780	810	884
			VAOS1216	1200	1650	720-760	784	814	890
			VAOS1416	1400	1650	720-760	806	838	914
			VAOS1616	1600	1650	720-760	964	1002	1094
			VAOS1816	1800	1650	720-760	968	1006	1100
			VAOS2016	2000	1650	720-760	998	1040	1140



Vega six person back to back desk shown in Walnut with S4 screen.



Vega

Description		Code	W	D	H	Price £				
Frame Options Suffix Code: S = Silver, W = White						A	B	C		
Single Starter Module	Includes telescopic cable tray	VSSS1006	1000	600	720-760	531	544	578		
		VSSS1206	1200	600	720-760	538	552	588		
		VSSS1406	1400	600	720-760	552	566	603		
		VSSS1606	1600	600	720-760	615	631	669		
		VSSS1806	1800	600	720-760	618	634	674		
		VSSS2006	2000	600	720-760	633	651	694		
				VSSS1008	1000	800	720-760	561	576	613
				VSSS1208	1200	800	720-760	563	578	616
				VSSS1408	1400	800	720-760	574	590	628
				VSSS1608	1600	800	720-760	660	679	725



Single Add on Module







Includes telescopic cable tray






Single Add on Module	Includes telescopic cable tray	VSAS1006	1000	600	720-760	445	458	492		
		VSAS1206	1200	600	720-760	452	466	502		
		VSAS1406	1400	600	720-760	466	480	517		
		VSAS1606	1600	600	720-760	529	545	583		
		VSAS1806	1800	600	720-760	532	548	588		
		VSAS2006	2000	600	720-760	547	565	608		
				VSAS1008	1000	800	720-760	468	483	520
				VSAS1208	1200	800	720-760	470	485	523
				VSAS1408	1400	800	720-760	481	497	535
				VSAS1608	1600	800	720-760	567	586	632




Vega six person back to back desk shown in Oak with S3 tool rail.
















Description	Code	W	D	H	Price £			
Frame Options Suffix Code: S = Silver, W = White					A	B	C	
	Rectangular desk	VD08	800	800	720-760	444	457	488
		VD10	1000	800	720-760	468	483	520
		VD12	1200	800	720-760	470	485	523
		VD14	1400	800	720-760	481	497	535
		VD16	1600	800	720-760	548	567	613
		VD18	1800	800	720-760	550	569	616
		VD20	2000	800	720-760	565	586	636
	Flare desk	VF12L/R	1200	800-900	720-760	514	533	582
	RH illustrated	VF14L/R	1400	800-900	720-760	531	552	603
		VF16L/R	1600	800-900	720-760	573	594	647
		VF18L/R	1800	800-900	720-760	597	621	680
	Core workstation	VC16L/R	1600	1200	720-760	739	763	823
	Ends are 800d x 600d RH illustrated	VC18L/R	1800	1200	720-760	774	802	871
	Core workstation	VCB16L/R	1600	1200	720-760	618	642	702
	With pedestal bracket Ends are 800d x 600d RH illustrated	VCB18L/R	1800	1200	720-760	653	681	750
	Radial workstation	VW161686L/R	1600	1600	720-760	947	976	1049
	Ends are 800d x 600d RH illustrated							
	Radial workstation For supporting pedestal (Not included) Ends are 800d x 600d RH illustrated	VWSP161686L/R	1600	1600	720-760	653	682	755








Description	Code	W	D	H	Price £			
Frame Options Suffix Code: S = Silver, W = White					A	B	C	
	Return desk	VR10F	1000	600	720-760	438	451	485
	Freestanding	VR12F	1200	600	720-760	445	459	495
		VR14F	1400	600	720-760	459	473	510
		VR16F	1600	600	720-760	503	519	557
	Return desk	VR10C	1000	600	720-760	404	417	451
	Connecting	VR12C	1200	600	720-760	411	425	461
		VR14C	1400	600	720-760	425	439	476
		VR16C	1600	600	720-760	469	485	523
	Bench end desks	VDSE126	1250	600	720-760	445	459	495
		VDSE128	1250	800	720-760	470	485	523
		VDSE166	1650	600	720-760	503	519	557
		VDSE168	1650	800	720-760	548	567	613
	120° Delta workstation 1115 x 1115 x 600 x 600 1115 x 1115 x 800 x 800	V1206	1115	1115	720-760	616	643	710
		V1208	1115	1115	720-760	646	675	745
	Delta cluster 1115 x 1115 x 600 x 600 1115 x 1115 x 800 x 800	V3WSD1206	1115	1115	720-760	1808	1889	2090
		V3WSD1208	1115	1115	720-760	1922	2009	2219

For power modules and cable management accessories please see 132

Description	Code	W	D	H	Price £
Frame Options Suffix Code: S = Silver, W = White					
 Single post leg	VSL			720-760	78
 600 Leg	V6L			720-760	112
 800 Leg	V8L			720-760	119
 1250 End/Shared leg Illustrated	V12L			720-760	175
 1250 Intermediate leg	V12IL			720-760	187
 1650 End/Shared leg	V16L			720-760	197
 1650 Intermediate leg Illustrated	V16IL			720-760	212
 Telescopic beam	Long VLTB Medium VMTB Short VSTB	1410-2000 1210-1400 800-1200			62 44 40
 Mobile conversion kit	Set of 4 castors VMCC4 Set of 2 castors VMCC2 Individual castor VMCC1				48 25 12

Description	Code	W	D	H	Price £
Frame Options Suffix Code: S = Silver, W = White					
 Leg end cap set For use on legs without telescopic beams	VBT				24
 Telescopic double cable tray	Large VLTDCCT Small VSTDCT	1410-2000 900-1400	250 250		111 87
 Telescopic single cable tray	Large VLTSCCT Small VSTSCCT	1410-2000 900-1400	150 150		91 72
 Deep cable tray hanger set Positions tray 161mm from the underside of desk tops on back to back desks, 170mm on single side desks	VLCTH			161/170	21
 Shallow cable tray hanger set Positions tray 97mm from the underside of desk tops on back to back desks, 106mm on single side desks	VSCTH			97/106	21
 Fit anywhere tray hanger bracket For use when cable trays need to be fitted to the desk top. Positions tray 129mm from the underside of the desk top.	VFACTH			129	21
 Double cable tray end cap set	VDCTEBP				16
 Single cable tray end cap set	VSCTEBP				16
 800 Connecting return inner bracket	VCRIB8				83
 600 Connecting return inner bracket	VCRIB6				78
 Sliding top kit For 800d tops	VSTK				52
 Height adjustable kit For 800d tops Allows adjustment from 720h to 840h	VHAK8				167
 Single side cable tray bracket kit For use when sharing 600 / 800 legs	VSSCTHC				26



Description	Code	W	D	H	Price £		
					A	B	C
 Desk tops	VDT08	800	800	25	126	139	170
	VDT10	1000	800	25	150	165	202
	VDT12	1200	800	25	152	167	205
	VDT14	1400	800	25	155	171	209
	VDT16	1600	800	25	186	205	251
	VDT18	1800	800	25	188	207	254
	VDT20	2000	800	25	203	224	274
	 Flare tops	VFT12L/R	1200	800-900	25	196	215
VFT14L/R		1400	800-900	25	205	226	277
VFT16L/R		1600	800-900	25	211	232	285
VFT18L/R		1800	800-900	25	235	259	318
 Core tops	VCT16L/R	1600	1200	25	241	265	325
	VCT18L/R	1800	1200	25	276	304	373
 Radial tops	VL16L/R	1600	1600	25	291	320	393
 Delta tops	VCC1206	1115	600	25	266	293	360
	VCC1208	1115	800	25	282	311	381
 Return tops	VRT08	800	600	25	111	122	150
	VRT10	1000	600	25	134	147	181
	VRT12	1200	600	25	141	155	191
	VRT14	1400	600	25	147	161	198
	VRT16	1600	600	25	155	171	209
	VRT18	1800	600	25	158	174	214
	VRT20	2000	600	25	173	191	234
 Modesty panels	VM08	800	300	18	119	131	160
	VM10	1000	300	18	124	137	168
	VM12	1200	300	18	131	144	176
	VM14	1400	300	18	137	151	185
	VM16	1600	300	18	142	157	192
	VM18	1800	300	18	148	162	199
	VM20	2000	300	18	153	168	207

Vega Wood



Description		Code	W	D	H	Price £		
Frame Options Suffix Code: S = Silver, W = White						A	B	C
2 Person Back to Back Configuration	Includes telescopic cable tray	VKS-2PB-126	1200	1250	730	1232	1260	1332
		VKS-2PB-146	1400	1250	730	1260	1288	1362
	Oak legs	VKS-2PB-166	1600	1250	730	1372	1404	1480
		VKS-2PB-186	1800	1250	730	1378	1410	1490
		VKS-2PB-206	2000	1250	730	1408	1444	1530
		VKS-2PB-128	1200	1650	730	1298	1328	1404
	VKS-2PB-146	1400	1650	730	1320	1352	1428	
	VKS-2PB-168	1600	1650	730	1478	1516	1608	
	VKS-2PB-188	1800	1650	730	1482	1520	1614	
	VKS-2PB-208	2000	1650	730	1512	1554	1654	



Description		Code	W	D	H	Price £		
Frame Options Suffix Code: S = Silver, W = White						A	B	C
6 Person Back to Back Configuration	Includes telescopic cable tray	VKS-6PB-126	1200	1250	730	3038	3122	3338
		VKS-6PB-146	1400	1250	730	3122	3206	3428
	Oak legs	VKS-6PB-166	1600	1250	730	3458	3554	3782
		VKS-6PB-186	1800	1250	730	3476	3572	3812
		VKS-6PB-206	2000	1250	730	3566	3674	3932
		VKS-6PB-128	1200	1650	730	3198	3288	3516
	VKS-6PB-148	1400	1650	730	3264	3360	3588	
	VKS-6PB-168	1600	1650	730	3738	3852	4128	
	VKS-6PB-188	1800	1650	730	3750	3864	4146	
	VKS-6PB-208	2000	1650	730	3840	3966	4266	



Description		Code	W	D	H	Price £		
Frame Options Suffix Code: S = Silver, W = White						A	B	C
4 Person Back to Back Configuration	Includes telescopic cable tray	VKS-4PB-126	1200	1250	730	2135	2191	2335
		VKS-4PB-146	1400	1250	730	2191	2247	2395
	Oak legs	VKS-4PB-166	1600	1250	730	2415	2479	2631
		VKS-4PB-186	1800	1250	730	2427	2491	2651
		VKS-4PB-206	2000	1250	730	2487	2559	2731
		VKS-4PB-128	1200	1650	730	2248	2308	2460
	VKS-4PB-148	1400	1650	730	2292	2356	2508	
	VKS-4PB-168	1600	1650	730	2608	2684	2868	
	VKS-4PB-188	1800	1650	730	2616	2692	2880	
	VKS-4PB-208	2000	1650	730	2676	2760	2960	



Description		Code	W	D	H	Price £		
Frame Options Suffix Code: S = Silver, W = White						A	B	C
8 Person Back to Back Configuration	Includes telescopic cable tray	VKS-8PB-126	1200	1250	730	3941	4053	4341
		VKS-8PB-146	1400	1250	730	4053	4165	4461
	Oak legs	VKS-8PB-166	1600	1250	730	4501	4629	4933
		VKS-8PB-186	1800	1250	730	4525	4653	4973
		VKS-8PB-206	2000	1250	730	4645	4789	5133
		VKS-8PB-128	1200	1650	730	4148	4268	4572
	VKS-8PB-148	1400	1650	730	4236	4364	4668	
	VKS-8PB-168	1600	1650	730	4868	5020	5388	
	VKS-8PB-188	1800	1650	730	4884	5036	5412	
	VKS-8PB-208	2000	1650	730	5004	5172	5572	



Description		Code	W	D	H	Price £		
Frame Options Suffix Code: S = Silver, W = White						A	B	C
Back to Back Starter Module	Includes telescopic cable tray	VKS-SUB-106	1000	1250	730	1218	1244	1312
		VKS-SUB-126	1200	1250	730	1232	1260	1332
	Oak legs	VKS-SUB-146	1400	1250	730	1260	1288	1362
		VKS-SUB-166	1600	1250	730	1372	1404	1480
		VKS-SUB-186	1800	1250	730	1378	1410	1490
		VKS-SUB-206	2000	1250	730	1408	1444	1530
		VKS-SUB-108	1000	1650	730	1294	1324	1398
		VKS-SUB-128	1200	1650	730	1298	1328	1404
		VKS-SUB-148	1400	1650	730	1320	1352	1428
		VKS-SUB-168	1600	1650	730	1478	1516	1608
VKS-SUB-188	1800	1650	730	1482	1520	1614		
VKS-SUB-208	2000	1650	730	1512	1554	1654		
Back to Back Add on Module	Includes telescopic cable tray	VKS-AOB-106	1000	1250	730	889	915	983
		VKS-AOB-126	1200	1250	730	903	931	1003
	Oak legs	VKS-AOB-146	1400	1250	730	931	959	1033
		VKS-AOB-166	1600	1250	730	1043	1075	1151
		VKS-AOB-186	1800	1250	730	1049	1081	1161
		VKS-AOB-206	2000	1250	730	1079	1115	1201
		VKS-AOB-108	1000	1650	730	946	976	1050
		VKS-AOB-128	1200	1650	730	950	980	1056
		VKS-AOB-148	1400	1650	730	972	1004	1080
		VKS-AOB-168	1600	1650	730	1130	1168	1260
VKS-AOB-188	1800	1650	730	1134	1172	1266		
VKS-AOB-208	2000	1650	730	1164	1206	1306		



Vega Wood six person back to back desk shown with special one piece tops in White, with S1 screens.



Description		Code	W	D	H	Price £		
Frame Options Suffix Code: S = Silver, W = White						A	B	C
Single Starter Module	Includes telescopic cable tray	VKS-SUS-108	1000	800	730	893	908	945
		VKS-SUS-128	1200	800	730	895	910	948
	Oak legs	VKS-SUS-148	1400	800	730	906	922	960
		VKS-SUS-168	1600	800	730	992	1011	1057
		VKS-SUS-188	1800	800	730	994	1013	1060
		VKS-SUS-208	2000	800	730	1009	1030	1080
Single Add on Module	Includes telescopic cable tray	VKS-AOS-108	1000	800	730	634	649	686
		VKS-AOS-128	1200	800	730	636	651	689
	Oak legs	VKS-AOS-148	1400	800	730	647	663	701
		VKS-AOS-168	1600	800	730	733	752	798
		VKS-AOS-188	1800	800	730	735	754	801
		VKS-AOS-208	2000	800	730	750	771	821
Rectangular Desk	Oak legs	VKS-DSK-088	800	800	730	776	789	820
		VKS-DSK-108	1000	800	730	800	815	852
		VKS-DSK-128	1200	800	730	802	817	855
		VKS-DSK-148	1400	800	730	813	829	867
		VKS-DSK-168	1600	800	730	880	899	945
		VKS-DSK-188	1800	800	730	882	901	948
VKS-DSK-208	2000	800	730	897	918	968		







Single Starter Module

Single Add on Module

Rectangular Desk



For power modules and cable management accessories please see 132

Description	Code	W	D	H	Price £
Frame Options Suffix Code: S = Silver, W = White					
 Post legs Pair Oak legs	VKPL			705	322
 800 Leg Oak legs	VK8L			705	285
 1250 End/Shared leg Illustrated Oak legs	VK12L			705	341
 1250 Intermediate leg Oak legs	VK12IL			705	353
 1650 End/Shared leg Oak legs	VK16L			705	363
 1650 Intermediate leg Illustrated Oak legs	VK16IL			705	378

For compatible components from the standard Vega range please refer to page 40



Vega Wood single desk shown in White with optional modesty panel.



Vega Wood six person back to back desk shown in White with slatwall screens.

Soho²



Description		Code	W	D	H	Price £		
Top Options: P = Ports, N = No Ports, S = Scallop, L = Long Scallop (Options S & L = £30 Surcharge per top)						A	B	C
Frame Options Suffix Code: B = Black, S = Silver, W = White								
2 Person Back to Back Configuration	Includes telescopic cable tray	Y2P2PB126	1200	1250	730	692	714	770
		Y2P2PB146	1400	1250	730	706	728	788
		Y2P2PB166	1600	1250	730	780	810	882
		Y2P2PB186	1800	1250	730	790	818	892
		Y2P2PB206	2000	1250	730	842	874	954
		Y2P2PB128	1200	1650	730	746	772	834
	Integral sliding tops	Y2P2PB148	1400	1650	730	750	776	838
		Y2P2PB168	1600	1650	730	834	866	944
		Y2P2PB188	1800	1650	730	840	872	952
		Y2P2PB208	2000	1650	730	898	932	1020




Description		Code	W	D	H	Price £		
Top Options: P = Ports, N = No Ports, S = Scallop, L = Long Scallop (Options S & L = £30 Surcharge per top)						A	B	C
Frame Options Suffix Code: B = Black, S = Silver, W = White								
6 Person Back to Back Configuration	Includes telescopic cable tray	Y2P6PB126	1200	1250	730	1846	1912	2080
		Y2P6PB146	1400	1250	730	1888	1954	2134
		Y2P6PB166	1600	1250	730	2110	2200	2416
		Y2P6PB186	1800	1250	730	2140	2224	2446
		Y2P6PB206	2000	1250	730	2296	2392	2632
		Y2P6PB128	1200	1650	730	1952	2030	2216
	Integral sliding tops	Y2P6PB148	1400	1650	730	1964	2042	2228
		Y2P6PB168	1600	1650	730	2216	2312	2546
		Y2P6PB188	1800	1650	730	2234	2330	2570
		Y2P6PB208	2000	1650	730	2408	2510	2774



Description		Code	W	D	H	Price £		
Top Options: P = Ports, N = No Ports, S = Scallop, L = Long Scallop (Options S & L = £30 Surcharge per top)						A	B	C
Frame Options Suffix Code: B = Black, S = Silver, W = White								
4 Person Back to Back Configuration	Includes telescopic cable tray	Y2P4PB126	1200	1250	730	1269	1313	1425
		Y2P4PB146	1400	1250	730	1297	1341	1461
		Y2P4PB166	1600	1250	730	1445	1505	1649
		Y2P4PB186	1800	1250	730	1465	1521	1669
		Y2P4PB206	2000	1250	730	1569	1633	1793
		Y2P4PB128	1200	1650	730	1349	1401	1525
	Integral sliding tops	Y2P4PB148	1400	1650	730	1357	1409	1533
		Y2P4PB168	1600	1650	730	1525	1589	1745
		Y2P4PB188	1800	1650	730	1537	1601	1761
		Y2P4PB208	2000	1650	730	1653	1721	1897



Description		Code	W	D	H	Price £		
Top Options: P = Ports, N = No Ports, S = Scallop, L = Long Scallop (Options S & L = £30 Surcharge per top)						A	B	C
Frame Options Suffix Code: B = Black, S = Silver, W = White								
8 Person Back to Back Configuration	Includes telescopic cable tray	Y2P8PB126	1200	1250	730	2423	2511	2735
		Y2P8PB146	1400	1250	730	2479	2567	2807
		Y2P8PB166	1600	1250	730	2775	2895	3183
		Y2P8PB186	1800	1250	730	2815	2927	3223
		Y2P8PB206	2000	1250	730	3023	3151	3471
		Y2P8PB128	1200	1650	730	2555	2659	2907
	Integral sliding tops	Y2P8PB148	1400	1650	730	2571	2675	2923
		Y2P8PB168	1600	1650	730	2907	3035	3347
		Y2P8PB188	1800	1650	730	2931	3059	3379
		Y2P8PB208	2000	1650	730	3163	3299	3651



Soho²

Description		Code	W	D	H	Price £				
Top Options: P = Ports, N = No Ports, S = Scallop, L = Long Scallop (Options S & L = £30 Surcharge per top)						A	B	C		
Frame Options Suffix Code: B = Black, S = Silver, W = White										
Back to Back Starter Module	Includes telescopic cable tray	Y2PSUB106	1000	1250	730	654	674	728		
		Y2PSUB126	1200	1250	730	692	714	770		
		Y2PSUB146	1400	1250	730	706	728	788		
		Y2PSUB166	1600	1250	730	780	810	882		
		Y2PSUB186	1800	1250	730	790	818	892		
		Y2PSUB206	2000	1250	730	842	874	954		
	Integral sliding tops	Y2PSUB108	1000	1650	730	714	738	798		
		Y2PSUB128	1200	1650	730	746	772	834		
		Y2PSUB148	1400	1650	730	750	776	838		
		Y2PSUB168	1600	1650	730	834	866	944		
		Y2PSUB188	1800	1650	730	840	872	952		
		Y2PSUB208	2000	1650	730	898	932	1020		
		Back to Back Add on Module	Includes telescopic cable tray	Y2PAOB106	1000	1250	730	539	559	613
				Y2PAOB126	1200	1250	730	577	599	655
Y2PAOB146	1400			1250	730	591	613	673		
Y2PAOB166	1600			1250	730	665	695	767		
Y2PAOB186	1800			1250	730	675	703	777		
Y2PAOB206	2000			1250	730	727	759	839		
Integral sliding tops	Y2PAOB108		1000	1650	730	571	595	655		
	Y2PAOB128		1200	1650	730	603	629	691		
	Y2PAOB148		1400	1650	730	607	633	695		
	Y2PAOB168		1600	1650	730	691	723	801		
	Y2PAOB188		1800	1650	730	697	729	809		
	Y2PAOB208		2000	1650	730	755	789	877		

Soho² four person back to back desk shown in Romana Cherry. Touch chairs shown.



Soho²

Description		Code	W	D	H	Price £				
Top Options: P = Ports, N = No Ports, S = Scallop, L = Long Scallop (Options S & L = £30 Surcharge per top)						A	B	C		
Frame Options Suffix Code: B = Black, S = Silver, W = White										
Single Side Starter Module	Includes telescopic cable tray	Y2PSUS108	1000	800	730	450	462	492		
		Y2PSUS128	1200	800	730	466	479	510		
		Y2PSUS148	1400	800	730	468	481	512		
		Y2PSUS168	1600	800	730	517	533	572		
		Y2PSUS188	1800	800	730	520	536	576		
	Integral sliding tops	Y2PSUS208	2000	800	730	549	566	610		
		Single Side Add on Module	Includes telescopic cable tray	Y2PAOS108	1000	800	730	382	394	424
				Y2PAOS128	1200	800	730	398	411	442
				Y2PAOS148	1400	800	730	400	413	444
				Y2PAOS168	1600	800	730	449	465	504
Y2PAOS188	1800			800	730	452	468	508		
Integral sliding tops	Y2PAOS208		2000	800	730	481	498	542		

Single Side Starter Module













Single Side Add on Module



Soho² six person back to back desks shown in Oak with S3 screens with White acrylic inserts.



Description	Code	W	D	H	Price £			
Top Options: P = Ports, N = No Ports, S = Scallop, L = Long Scallop (Options S & L = £30 Surcharge per top)					A	B	C	
Frame Options Suffix Code: B = Black, S = Silver, W = White								
	Rectangular desk	Y2PDSK088	800	800	730	336	345	370
	Integral sliding top	Y2PDSK108	1000	800	730	357	369	399
		Y2PDSK128	1200	800	730	373	386	417
		Y2PDSK148	1400	800	730	375	388	419
		Y2PDSK168	1600	800	730	405	421	460
		Y2PDSK188	1800	800	730	408	424	464
		Y2PDSK208	2000	800	730	437	454	498
	Flare workstation	Y2PFLA12L/R	1200	800-900	730	415	431	473
	RH illustrated	Y2PFLA14L/R	1400	800-900	730	426	443	487
	Integral sliding top	Y2PFLA16L/R	1600	800-900	730	431	449	495
		Y2PFLA18L/R	1800	800-900	730	457	477	529
	Core workstation	Y2PCOR16L/R	1600	1200	730	621	642	695
	Ends are 800d x 600d RH illustrated	Y2PCOR18L/R	1800	1200	730	656	681	743
	Core workstation	Y2PCRB16L/R	1600	1200	730	477	498	551
	With pedestal bracket Ends are 800d x 600d RH illustrated	Y2PCRB18L/R	1800	1200	730	512	537	599
	Radial workstation	Y2PLDF16L/R	1600	1600	730	682	708	773
	Ends are 800d x 600d RH illustrated							
	Radial workstation	Y2PLDS16L/R	1600	1600	730	510	536	601
	For supporting pedestal (Not included) Ends are 800d x 600d RH illustrated							

Description	Code	W	D	H	Price £			
Top Options: P = Ports, N = No Ports, S = Scallop, L = Long Scallop (Options S & L = £30 Surcharge per top)					A	B	C	
Frame Options Suffix Code: B = Black, S = Silver, W = White								
	Return desk	Y2PRNF106	1000	600	730	323	333	360
	Freestanding	Y2PRNF126	1200	600	730	342	353	381
	Integral sliding top	Y2PRNF146	1400	600	730	349	360	390
		Y2PRNF166	1600	600	730	374	389	425
		Y2PRNF186	1800	600	730	379	393	430
		Y2PRNF206	2000	600	730	405	421	461
	Return desk	Y2PRNC106	1000	600	730	310	320	347
	Connecting	Y2PRNC126	1200	600	730	316	327	355
		Y2PRNC146	1400	600	730	323	334	364
		Y2PRNC166	1600	600	730	364	379	415
		Y2PRNC186	1800	600	730	369	383	420
	Y2PRNC206	2000	600	730	379	395	435	
	Bench end desks	Y2PDSE126	1250	600	730	342	353	381
		Y2PDSE128	1250	800	730	373	386	417
		Y2PDSE166	1650	600	730	374	389	425
		Y2PDSE168	1650	800	730	405	421	460
	Bow front executive desk	Y2PBFE161	1600	800-1000	730	431	449	495
	Integral sliding top	Y2PBFE181	1800	800-1000	730	457	477	529
		Y2PBFE201	2000	800-1000	730	486	509	564
	120° Delta workstation	Y2PDLT116	1115	600	730	636	663	730
	1115 x 1115 x 600 x 600 1115 x 1115 x 800 x 800	Y2PDLT118	1115	800	730	670	699	769
	120° Delta workstation	Y2P3DL116	2581	2235	730	1758	1839	2040
	1115 x 1115 x 600 x 600 1115 x 1115 x 800 x 800	Y2P3DL118	2781	2409	730	1848	1935	2145

For power modules and cable management accessories please see 132

Soho³



Description		Code	W	D	H	Price £		
Top Options: P = Ports, N = No Ports, S = Scallop, L = Long Scallop (Options S & L = £30 Surcharge per top)						A	B	C
Frame Options Suffix Code: S = Silver, W = White								
2 Person Back to Back Configuration	Includes telescopic cable tray	Y3P2PB126	1200	1250	730	692	714	770
		Y3P2PB146	1400	1250	730	706	728	788
	Integral sliding tops	Y3P2PB166	1600	1250	730	780	810	882
		Y3P2PB186	1800	1250	730	790	818	892
		Y3P2PB206	2000	1250	730	842	874	954
		Y3P2PB128	1200	1650	730	746	772	834
		Y3P2PB148	1400	1650	730	750	776	838
		Y3P2PB168	1600	1650	730	834	866	944
		Y3P2PB188	1800	1650	730	840	872	952
		Y3P2PB208	2000	1650	730	898	932	1020



Description		Code	W	D	H	Price £		
Top Options: P = Ports, N = No Ports, S = Scallop, L = Long Scallop (Options S & L = £30 Surcharge per top)						A	B	C
Frame Options Suffix Code: S = Silver, W = White								
6 Person Back to Back Configuration	Includes telescopic cable tray	Y3P6PB126	1200	1250	730	1846	1912	2080
		Y3P6PB146	1400	1250	730	1888	1954	2134
	Integral sliding tops	Y3P6PB166	1600	1250	730	2110	2200	2416
		Y3P6PB186	1800	1250	730	2140	2224	2446
		Y3P6PB206	2000	1250	730	2296	2392	2632
		Y3P6PB128	1200	1650	730	1952	2030	2216
		Y3P6PB148	1400	1650	730	1964	2042	2228
		Y3P6PB168	1600	1650	730	2216	2312	2546
		Y3P6PB188	1800	1650	730	2234	2330	2570
		Y3P6PB208	2000	1650	730	2408	2510	2774



Description		Code	W	D	H	Price £		
Top Options: P = Ports, N = No Ports, S = Scallop, L = Long Scallop (Options S & L = £30 Surcharge per top)						A	B	C
Frame Options Suffix Code: S = Silver, W = White								
4 Person Back to Back Configuration	Includes telescopic cable tray	Y3P4PB126	1200	1250	730	1269	1313	1425
		Y3P4PB146	1400	1250	730	1297	1341	1461
	Integral sliding tops	Y3P4PB166	1600	1250	730	1445	1505	1649
		Y3P4PB186	1800	1250	730	1465	1521	1669
		Y3P4PB206	2000	1250	730	1569	1633	1793
		Y3P4PB128	1200	1650	730	1349	1401	1525
		Y3P4PB148	1400	1650	730	1357	1409	1533
		Y3P4PB168	1600	1650	730	1525	1589	1745
		Y3P4PB188	1800	1650	730	1537	1601	1761
		Y3P4PB208	2000	1650	730	1653	1721	1897



Description		Code	W	D	H	Price £		
Top Options: P = Ports, N = No Ports, S = Scallop, L = Long Scallop (Options S & L = £30 Surcharge per top)						A	B	C
Frame Options Suffix Code: S = Silver, W = White								
8 Person Back to Back Configuration	Includes telescopic cable tray	Y3P8PB126	1200	1250	730	2423	2511	2735
		Y3P8PB146	1400	1250	730	2479	2567	2807
	Integral sliding tops	Y3P8PB166	1600	1250	730	2775	2895	3183
		Y3P8PB186	1800	1250	730	2815	2927	3223
		Y3P8PB206	2000	1250	730	3023	3151	3471
		Y3P8PB128	1200	1650	730	2555	2659	2907
		Y3P8PB148	1400	1650	730	2571	2675	2923
		Y3P8PB168	1600	1650	730	2907	3035	3347
		Y3P8PB188	1800	1650	730	2931	3059	3379
		Y3P8PB208	2000	1650	730	3163	3299	3651



Soho³

Description		Code	W	D	H	Price £				
Top Options: P = Ports, N = No Ports, S = Scallop, L = Long Scallop (Options S & L = £30 Surcharge per top)						A	B	C		
Frame Options Suffix Code: S = Silver, W = White										
Back to Back Starter Module	Includes telescopic cable tray	Y3PSUB106	1000	1250	730	654	674	728		
		Y3PSUB126	1200	1250	730	692	714	770		
		Y3PSUB146	1400	1250	730	706	728	788		
		Y3PSUB166	1600	1250	730	780	810	882		
		Y3PSUB186	1800	1250	730	790	818	892		
		Y3PSUB206	2000	1250	730	842	874	954		
	Integral sliding tops	Y3PSUB108	1000	1650	730	714	738	798		
		Y3PSUB128	1200	1650	730	746	772	834		
		Y3PSUB148	1400	1650	730	750	776	838		
		Y3PSUB168	1600	1650	730	834	866	944		
		Y3PSUB188	1800	1650	730	840	872	952		
		Y3PSUB208	2000	1650	730	898	932	1020		
		Back to Back Add on Module	Includes telescopic cable tray	Y3PAOB106	1000	1250	730	539	559	613
				Y3PAOB126	1200	1250	730	577	599	655
Y3PAOB146	1400			1250	730	591	613	673		
Y3PAOB166	1600			1250	730	665	695	767		
Y3PAOB186	1800			1250	730	675	703	777		
Y3PAOB206	2000			1250	730	727	759	839		
Integral sliding tops	Y3PAOB108		1000	1650	730	571	595	655		
	Y3PAOB128		1200	1650	730	603	629	691		
	Y3PAOB148		1400	1650	730	607	633	695		
	Y3PAOB168		1600	1650	730	691	723	801		
Y3PAOB188	1800	1650	730	697	729	809				
Y3PAOB208	2000	1650	730	755	789	877				

Soho³ four person back to back desk shown in Romana Cherry with S4 screen.









Soho³

Description		Code	W	D	H	Price £		
Top Options: P = Ports, N = No Ports, S = Scallop, L = Long Scallop (Options S & L = £30 Surcharge per top)						A	B	C
Frame Options Suffix Code: S = Silver, W = White								
Single Side Starter Module	Includes telescopic cable tray	Y3PSUS108	1000	800	730	450	462	492
		Y3PSUS128	1200	800	730	466	479	510
		Y3PSUS148	1400	800	730	468	481	512
	Integral sliding tops	Y3PSUS168	1600	800	730	517	533	572
		Y3PSUS188	1800	800	730	520	536	576
		Y3PSUS208	2000	800	730	549	566	610
		Single Side Add on Module	Includes telescopic cable tray	Y3PAOS108	1000	800	730	382
Y3PAOS128	1200			800	730	398	411	442
Y3PAOS148	1400			800	730	400	413	444
Integral sliding tops	Y3PAOS168		1600	800	730	449	465	504
	Y3PAOS188		1800	800	730	452	468	508
	Y3PAOS208		2000	800	730	481	498	542

Soho³ four person back to back desk shown in Romana Cherry with S4 screen with slatwall. Touch chairs shown.



Description	Code	W	D	H	Price £			
Top Options: P = Ports, N = No Ports, S = Scallop, L = Long Scallop (Options S & L = £30 Surcharge per top)					A	B	C	
Frame Options Suffix Code: S = Silver, W = White								
	Rectangular desk	Y3PDSK088	800	800	730	336	345	370
	Integral sliding top	Y3PDSK108	1000	800	730	357	369	399
		Y3PDSK128	1200	800	730	373	386	417
		Y3PDSK148	1400	800	730	375	388	419
		Y3PDSK168	1600	800	730	405	421	460
		Y3PDSK188	1800	800	730	408	424	464
		Y3PDSK208	2000	800	730	437	454	498
	Flare workstation	Y3PFLA12L/R	1200	800-900	730	415	431	473
	RH illustrated	Y3PFLA14L/R	1400	800-900	730	426	443	487
	Integral sliding top	Y3PFLA16L/R	1600	800-900	730	431	449	495
		Y3PFLA18L/R	1800	800-900	730	457	477	529
	Core workstation	Y3PCOR16L/R	1600	1200	730	621	642	695
	Ends are 800d x 600d RH illustrated	Y3PCOR18L/R	1800	1200	730	656	681	743
	Core workstation	Y3PCRB16L/R	1600	1200	730	477	498	551
	With pedestal bracket Ends are 800d x 600d RH illustrated	Y3PCRB18L/R	1800	1200	730	512	537	599
	Radial workstation	Y3PLDF16L/R	1600	1600	730	682	708	773
Ends are 800d x 600d RH illustrated								
	Radial workstation	Y3PLDS16L/R	1600	1600	730	510	536	601
For supporting pedestal (Not included) Ends are 800d x 600d RH illustrated								












Description	Code	W	D	H	Price £			
Top Options: P = Ports, N = No Ports, S = Scallop, L = Long Scallop (Options S & L = £30 Surcharge per top)					A	B	C	
Frame Options Suffix Code: S = Silver, W = White								
	Return desk	Y3PRNF106	1000	600	730	323	333	360
	Freestanding	Y3PRNF126	1200	600	730	342	353	381
	Integral sliding top	Y3PRNF146	1400	600	730	349	360	390
		Y3PRNF166	1600	600	730	374	389	425
		Y3PRNF186	1800	600	730	379	393	430
		Y3PRNF206	2000	600	730	405	421	461
	Return desk	Y3PRNC106	1000	600	730	310	320	347
	Connecting	Y3PRNC126	1200	600	730	316	327	355
		Y3PRNC146	1400	600	730	323	334	364
		Y3PRNC166	1600	600	730	364	379	415
		Y3PRNC186	1800	600	730	369	383	420
		Y3PRNC206	2000	600	730	379	395	435
	Bench end desks	Y3PDSE126	1250	600	730	342	353	381
		Y3PDSE128	1250	800	730	373	386	417
		Y3PDSE166	1650	600	730	374	389	425
		Y3PDSE168	1650	800	730	405	421	460
	Bow front executive desk	Y3PBFE161	1600	800-1000	730	431	449	495
	Integral sliding top	Y3PBFE181	1800	800-1000	730	457	477	529
		Y3PBFE201	2000	800-1000	730	486	509	564
	120° Delta workstation	Y3PDLT116	1115	600	730	636	663	730
	1115 x 1115 x 600 x 600 1115 x 1115 x 800 x 800	Y3PDLT118	1115	800	730	670	699	769
	120° Delta workstation	Y3P3DL116	2581	2235	730	1758	1839	2040
	1115 x 1115 x 600 x 600 1115 x 1115 x 800 x 800	Y3P3DL118	2781	2409	730	1848	1935	2145

For power modules and cable management accessories please see page 132

Soho Components

Description	Code	W	D	H	Price £
Frame Options Suffix Code: B = Black, S = Silver, W = White					
 Soho² end leg	Y2MLEGEN600 Y2MLEGEN800	600 800	60 60		91 100
 Soho³ end leg (Not available in Black)	Y3MLEGEN600 Y3MLEGEN800	600 800	60 60		91 100
 Soho² shared leg	Y2MLEGSH125 Y2MLEGSH165	1250 1650	60 60		132 146
 Soho³ shared leg (Not available in Black)	Y3MLEGSH125 Y3MLEGSH165	1250 1650	60 60		132 146
 Soho²/³ intermediate leg	Y2MLEGIN125 Y2MLEGIN165	1232 1632	60 60		149 149
 Soho² height adjustable leg kit Each kit provides height adjustability for 1 leg frame Fits the Soho² leg frame only (Not available in Black)	Y2MHADJUKIT			720-840	68
 Soho height adjustable top kit For single desk or 2 person back to back For end tops on a 4+ person bench For intermediate tops on a 6+ person bench	YYMSTHAKDSK YYMSTHAKEND YYMSTHAKINT			730-790	171 171 171

Soho Components

Description	Code	W	D	H	Price £
Frame Options Suffix Code: B = Black, S = Silver, W = White					
 Extra large adjustable beam	YYMBEAM1824	1800-2000	80	60	65
 Large adjustable beam	YYMBEAM1218	1200-1800	80	60	49
 Small adjustable beam	YYMBEAM0811	800-1100	80	60	36
 Beam to beam connector	YYMBM2BMCON				32
 3 Way tower leg	YYMLEG3WAYT	120ø		695	116
 Pillar leg	YYMLEGPRN60	60ø		695	36
 Pedestal support bracket	YYMBKTPDSUP				15
 Pedestal to beam support bracket	YYMBKTPD2BM				36
 Desk mounted CPU holder Allows use of sliding tops (Only available in Black)	SCPUB				35
 Soho puntale extension bracket For use with the shared leg bracket	YYMBKTPUNTA				42
 Shared leg bracket	YYMBKTSHALG				32



Soho² four person back to back desk shown in Tobacco Oak with S3 tool rail.

Soho Dealer Panels

Description	Code	W	D	H	Price £
Frame Options Suffix Code: B = Black, S = Silver, W = White					
End dealer panels (each) For Soho ² 600 leg	Y2DPE0600	540		630	153
For Soho ² 800 leg	Y2DPE0800	740		630	247
For Soho ² 1250 shared leg	Y2DPE1250	1140		630	374
For Soho ² 1650 shared leg	Y2DPE1650	1540		630	449



Soho Cable Management

Description	Code	Size	Price £
Frame Options Suffix Code: B = Black, S = Silver, W = White			
Double telescopic tray for modules 900 - 1400	YYMCTTSSMDB	250	108
Double telescopic tray for modules 1410 - 2000	YYMCTTSLGDB	250	132
Single telescopic tray for modules 900 - 1400	YYMCTTSSMSG	150	93
Single telescopic tray for modules 1410 - 2000	YYMCTTSLGSG	150	112
Sets include cable tray hangers			
Cable dump kit	YCDK1650 YCDK1250	1650 1250	214 214



Soho Components

Description	Code	W	D	H	Price £		
Top Options: P = Ports, N = No Ports, S = Scallop, L = Long Scallop (Options S & L = £30 Surcharge per top)					A	B	C
Worktops							
Desk tops	YYTPD088	800	800	25	100	109	134
	YYTPD108	1000	800	25	121	133	163
	YYTPD128	1200	800	25	124	137	168
	YYTPD148	1400	800	25	126	139	170
	YYTPD168	1600	800	25	156	172	211
	YYTPD188	1800	800	25	159	175	215
	YYTPD208	2000	800	25	172	189	233
Flare tops	YYTPF12L/R	1200	800-900	25	166	182	224
	YYTPF14L/R	1400	800-900	25	177	194	238
	YYTPF16L/R	1600	800-900	25	182	200	246
	YYTPW18L/R	1800	800-900	25	208	228	280
Core tops	YYTPC16L/R	1600	1200	25	213	234	287
	YYTPC18L/R	1800	1200	25	248	273	335
Radial tops	YYTPL16L/R	1600	1600	25	261	287	352
Return tops	YYTPR106	1000	600	25	105	115	142
	YYTPR126	1200	600	25	111	122	150
	YYTPR146	1400	600	25	118	129	159
	YYTPR166	1600	600	25	143	158	194
	YYTPR186	1800	600	25	148	162	199
	YYTPR206	2000	600	25	158	174	214
Delta tops	YYTPE116	1115	600	25	266	293	360
	YYTPE118	1115	800	25	282	311	381
Modesty Panels							
(Includes fixing brackets)	YYXMOD083	800		300	61	67	82
	YYXMOD103	1000		300	70	77	94
	YYXMOD123	1200		300	81	89	110
	YYXMOD143	1400		300	86	94	116
	YYXMOD163	1600		300	90	99	121
	YYXMOD183	1800		300	96	106	130
	YYXMOD203	2000		300	101	111	136

Worktops



Modesty Panels



Arthur



Arthur

Description	Code	W	D	H	Price £			
Frame Options Suffix Code: B = Black, S = Silver, W = White					A	B	C	
2.1m Circular 4 Person	Steel Legs Oak Legs	ASC-4PB-2PX AOC-4PB-2PX	2100 2100	2100 2100	730 730	2301 2666	2372 2738	2550 2915
2.6m Circular 6 Person	Steel Legs Oak Legs	ASC-6PB-2PX AOC-6PB-2PX	2600 2600	2600 2600	730 730	2702 3251	2805 3353	3062 3610
3.1m Circular 8 Person	Steel Legs Oak Legs	ASC-8PB-2PX AOC-8PB-2PX	3100 3100	3100 3100	730 730	4450 5181	4608 5339	5004 5735
3.5m Circular 10 Person	Steel Legs Oak Legs	ASC-1PB-2PX AOC-1PB-2PX	3500 3500	3500 3500	730 730	5728 6642	6000 6914	6681 7595

All desks include steel lockable integral riser cabinet

For power modules and cable management accessories please see page 132

For push on screens please see page 94

Arthur

Description	Code	W	D	H	Price £			
Frame Options Suffix Code: B = Black, S = Silver, W = White					A	B	C	
2.6m Hexagonal 6 Person	Steel Legs Oak Legs	ASF-6PB-2PX AOF-6PB-2PX	2600 2600	2940 2940	730 730	2702 3251	2805 3353	3062 3610
3.1m Octagonal 8 Person	Steel Legs Oak Legs	ASF-8PB-2PX AOF-8PB-2PX	3100 3100	3322 3322	730 730	4450 5181	4608 5339	5004 5735
3.5m Decagonal 10 Person	Steel Legs Oak Legs	ASF-1PB-2PX AOF-1PB-2PX	3500 3500	3660 3660	730 730	5728 6642	6000 6914	6681 7595

All desks include steel lockable integral riser cabinet





Arthur 6 person hexagonal desk shown in White with Multiplex edge with optional S1 push on screens.

















K2C










Description	Code	W	D	H	Price £			
					A	B	C	
Frame Available In Silver Only								
	Rectangular desk	K2CD08	800	800	720	335	344	369
		K2CD10	1000	800	720	356	368	398
		K2CD12	1200	800	720	374	387	418
		K2CD14	1400	800	720	376	389	420
		K2CD16	1600	800	720	406	422	461
		K2CD18	1800	800	720	409	425	465
	Flare workstation	K2CF12L/R	1200	800-900	720	416	432	474
	RH illustrated	K2CF14L/R	1400	800-900	720	427	444	488
		K2CF16L/R	1600	800-900	720	432	450	496
		K2CF18L/R	1800	800-900	720	458	478	530
	Core workstation	K2CC16L/R	1600	1200	720	635	656	709
	Ends are 800d x 600d RH illustrated	K2CC18L/R	1800	1200	720	670	695	757
	Core workstation	K2CCB16L/R	1600	1200	720	478	499	552
	With pedestal bracket Ends are 800d x 600d RH illustrated	K2CCB18L/R	1800	1200	720	513	538	600
	Radial workstation	K2CW161686L/R	1600	1600	720	698	724	789
	Ends are 800d x 600d RH illustrated							
	Radial workstation	K2CSP161686L/R	1600	1600	720	511	537	602
	For supporting pedestal (Not included) Ends are 800d x 600d RH illustrated							

Description	Code	W	D	H	Price £			
					A	B	C	
Frame Available In Silver Only								
	Return desk Freestanding	K2CR10F	1000	600	720	324	334	361
		K2CR12F	1200	600	720	345	356	384
		K2CR14F	1400	600	720	352	363	393
		K2CR16F	1600	600	720	377	392	428
	Return desk Connecting	K2CR10C	1000	600	720	324	334	361
		K2CR12C	1200	600	720	330	341	369
		K2CR14C	1400	600	720	337	348	378
		K2CR16C	1600	600	720	380	395	431
	Bow front executive desk	K2CBFE16	1600	800-1000	720	434	452	498
		K2CBFE18	1800	800-1000	720	474	514	552
		K2CBFE20	2000	800-1000	720	498	521	579
	120° Delta workstation 1115 x 1115 x 600 x 600	K2C1206	1115	1115	720	664	691	758
	120° Delta workstation 1115 x 1115 x 800 x 800	K2C1208	1115	1115	720	696	725	795

For power modules and cable management accessories please see page 132



Description	Code	W	D	H	Price £	
Available In Silver Only						
	Deep extra large adjustable beam	K2BELX	1800-2000	120	88	96
	Deep large adjustable beam	K2BLX	1200-1800	120	88	78
	Deep small adjustable beam	K2BSX	800-1100	120	88	63
	K2C 800 leg	K2C8LX			695	86
	K2C 600 leg	K2C6LX			695	78
	K2C 800 height settable leg	K2C8HALX		620-820		149
	Beam to beam connector	K2BBCX				31
	K2 connecting plate for C leg	K2COBCPX				32
	K2 connecting plate for I leg	K2OBCPX				32
	3 Way tower leg	K23WTHX	120ø		695	116
	Square tower leg	K25WTHX	120ø		695	116
	Pillar leg	K2MDSL	60ø		695	36
	Pedestal support bracket	K2WPB				15
	Pedestal to beam support bracket	K2PBSBX				52
	Desk mounted CPU holder Black only	SCPUB				83
	K2 puntale extension bracket	K2PUNT				42

Description	Code	W	D	H	Price £			
					A	B	C	
Worktops								
	Desk tops	KDT08	800	800	25	100	109	134
		KDT10	1000	800	25	121	133	163
		KDT12	1200	800	25	124	137	168
		KDT14	1400	800	25	126	139	170
		KDT16	1600	800	25	156	172	211
		KDT18	1800	800	25	159	175	215
	Flare tops	KLD12L/R	1200	800-900	25	166	182	224
		KLD14L/R	1400	800-900	25	177	194	238
		KLD16L/R	1600	800-900	25	182	200	246
		KLD18L/R	1800	800-900	25	208	228	280
	Core tops	KWS16L/R	1600	1200	25	213	234	287
		KWS18L/R	1800	1200	25	248	273	335
	Radial tops	KWS161686L/R	1600	1600	25	261	287	352
	Return tops	KRDT10	1000	600	25	105	115	142
		KRDT12	1200	600	25	111	122	150
		KRDT14	1400	600	25	118	129	159
		KRDT16	1600	600	25	143	158	194
	Delta tops	KCC1206	1115	600	25	266	293	360
		KCC1208	1115	800	25	282	311	381
Modesty Panels								
	(Includes fixing brackets)	K2M08	800		300	61	67	82
		K2M10	1000		300	70	77	94
		K2M12	1200		300	81	89	110
		K2M14	1400		300	86	94	116
		K2M16	1600		300	90	99	121
		K2M18	1800		300	96	106	130
		K2M20	2000		300	101	111	136

Contrax2



Description	Code	W	D	H	Price £			
					A	B	C	
	Rectangular desk	MOP2D08	800	800	720	214	224	248
		MOP2D10	1000	800	720	233	247	282
		MOP2D12	1200	800	720	249	263	298
		MOP2D14	1400	800	720	268	281	316
		MOP2D16	1600	800	720	279	295	336
		MOP2D18	1800	800	720	293	310	353
	Flare workstation	MOP2F12L/R	1200	800-900	720	269	285	325
	RH illustrated	MOP2F14L/R	1400	800-900	720	287	303	343
		MOP2F16L/R	1600	800-900	720	301	318	361
		MOP2F18L/R	1800	800-900	720	327	348	398
	Core workstation	MOP2C16L/R	1600	1200	720	383	403	454
	Ends are 800d x 600d RH illustrated	MOP2C18L/R	1800	1200	720	399	423	481
	Radial workstation	MOP2W161686L/R	1600	1600	720	425	452	519
	Ends are 800d x 600d RH illustrated	MOP2W181886L/R	1800	1800	720	489	519	593
	Return desk	MOP2R10	1000	600	720	213	223	247
		MOP2R12	1200	600	720	225	235	262
		MOP2R14	1400	600	720	238	249	279
		MOP2R16	1600	600	720	251	265	300
	Bow front executive desk	MOP2BFE16	1600	800-1000	720	307	326	375
		MOP2BFE18	1800	800-1000	720	333	354	408
		MOP2BFE20	2000	800-1000	720	347	370	429


Description	Code	W	D	H	Price £		
					A	B	C
 120° Delta workstation 1115 x 1115 x 600 x 600	MOP21206	1115	1115	720	443	471	540
 120° Delta workstation 1115 x 1115 x 800 x 800	MOP21208	1115	1115	720	465	493	563

For power modules and cable management accessories please see page 132



Contrax2 panel end flare desks shown in Oak with S4 screen. Touch chairs shown.

Description	Code	W	D	H	Price £		
					A	B	C
Frame Available In Silver Only					A	B	C
 Rectangular desk	MOC2D08	800	800	720	214	224	248
	MOC2D10	1000	800	720	233	247	282
	MOC2D12	1200	800	720	249	263	298
	MOC2D14	1400	800	720	268	281	316
	MOC2D16	1600	800	720	279	295	336
	MOC2D18	1800	800	720	293	310	353
 Flare workstation RH illustrated	MOC2F12L/R	1200	800-900	720	269	285	325
	MOC2F14L/R	1400	800-900	720	287	303	343
	MOC2F16L/R	1600	800-900	720	301	318	361
	MOC2F18L/R	1800	800-900	720	327	348	398
 Core workstation Ends are 800d x 600d RH illustrated	MOC2C16L/R	1600	1200	720	383	403	454
	MOC2C18L/R	1800	1200	720	399	423	481
 Radial workstation Ends are 800d x 600d RH illustrated	MOC2W161686L/R	1600	1600	720	425	452	519
	MOC2W181886L/R	1800	1800	720	489	519	593
 Return desk	MOC2R10	1000	600	720	213	223	247
	MOC2R12	1200	600	720	225	235	262
	MOC2R14	1400	600	720	238	249	279
	MOC2R16	1600	600	720	251	265	300
 Bow front executive desk	MOC2BFE16	1600	800-1000	720	307	326	375
	MOC2BFE18	1800	800-1000	720	333	354	408
	MOC2BFE20	2000	800-1000	720	347	370	429

Description	Code	W	D	H	Price £		
					A	B	C
Frame Available In Silver Only					A	B	C
 120° Delta workstation 1115 x 1115 x 600 x 600	MOC21206	1115	1115	720	443	471	540
	MOC21208	1115	1115	720	465	493	563

For power modules and cable management accessories please see page 132



Contrax2 cantilever flare desks shown in Oak with S4 screen. Touch chairs shown.







Meeting Extensions

Description	Code	W	D	H	Price £		
					A	B	C
Frame Options Suffix Code: S = Silver, W = White					A	B	C
Contrax2							
Workstation extensions							
D-End 800ø	MOPSC08	800	400	720	196	205	227
D-End 1200ø	MOPSC12	1200	450	720	308	321	352
D-End 1600ø	MOPSC16	1600	600	720	353	369	407
D-End 1210ø	MOPSC1210	1210	450	720	308	321	352
D-End 1610ø	MOPSC1610	1610	600	720	353	369	407
For use with desk mounted dividing screens							
Contrax2 Teardrop extension 120°	MOPCE120	800	1200	720	227	240	273
Contrax2 Horseshoe extension 250°	MOPCE250	1200ø	1050	720	266	281	318
K2 & Soho							
D-End extension 800ø							
K2	K2PSC08	800	400		147	155	178
Soho	YPSC08	800	400		203	212	234
D-End extension 1200ø							
K2	K2PSC12	1200	450		207	219	250
K2	K2PSC1210	1210	450		207	219	250
Soho	YPSC12	1250	450		316	328	359
D-End extension 1600ø							
K2	K2PSC16	1600	600		255	270	309
K2	K2PSC1610	1610	600		255	270	309
Soho	YPSC16	1650	600		358	374	413
Teardrop extension 120°							
K2	K2PCE120	800	1200	720	353	366	399
Soho	YPCE120	800	1200	730	406	419	452
Horseshoe extension 250°							
K2	K2PCE250	1200ø	1050	720	391	405	442
Soho	YPCE250	1200ø	1050	730	446	461	497
All extensions include connecting brackets							



Meeting Extensions

Description	Code	W	D	H	Price £		
					A	B	C
Frame Options Suffix Code: S = Silver, W = White					A	B	C
Vega							
Workstation extensions							
D-End 800ø	VPSC08	800	400	720	179	188	210
D-End 1250ø	VPSC1250	1250	450	720	198	210	242
For use along the end of two 600d tops							
D-End 1650ø	VPSC1650	1650	600	720	307	323	361
For use along the end of two 800d tops							
Teardrop extension 120°	VPCE120	800	1200	720	318	331	364
Horseshoe extension 250°	VPCE250	1200ø	1050	720	334	348	385
Includes connecting brackets							
Freestanding							
D-End 1200ø freestanding	MOPSC12F	1200	450	720	309	322	353
D-End 1600ø freestanding	MOPSC16F	1600	600	720	353	369	407









Description	Code	W	D	H	Price £		
					A	B	C
38mm Thick Board. Selected Finishes Available See Page 216. Contrasting Modesty / Door Options Available							
 Desk with full modesty panel	EDFM18	1800	900	740	1251	1251	1627
	EDFM2Ø	2000	900	740	1311	1311	1705
 Desk with 3/4 modesty panel	ED18	1800	900	740	1219	1219	1585
	ED2Ø	2000	900	740	1288	1288	1675
 Desk with return unit and full modesty panel (RH illustrated)	ERDFM18L/R	1800	1800	740	1755	1755	2282
	ERDFM2ØL/R	2000	1800	740	1813	1813	2357
 Desk with return unit and 3/4 modesty panel (RH illustrated)	ERD18L/R	1800	1800	740	1744	1744	2268
	ERD2ØL/R	2000	1800	740	1795	1795	2334
 Credenza	EC2Ø	2000	500	630	2122	2122	2759
 Open credenza	EOC2Ø	2000	500	630	2075	2075	2698

Cirrus

Description	Code	W	D	H	Price £		
					A	B	C
38mm Thick Board. Selected Finishes Available See Page 216. Contrasting Modesty / Door Options Available							
 Desk with open credenza and full modesty panel (RH illustrated)	EDOCFM18L/R EDOCFM20L/R	1800 2000	2000 2000	740 740	3145 3208	3145 3208	4089 4171
 Desk with open credenza and 3/4 modesty panel (RH illustrated)	EDOC18L/R EDOC20L/R	1800 2000	2000 2000	740 740	3133 3185	3133 3185	4073 4141
 Desk with credenza and full modesty panel (RH illustrated)	EDCFM18L/R EDCFM20L/R	1800 2000	2000 2000	740 740	3191 3242	3191 3242	4149 4215
 Desk with credenza and 3/4 modesty panel (RH illustrated)	EDC18L/R EDC20L/R	1800 2000	2000 2000	740 740	3173 3225	3173 3225	4125 4193
 Return unit	ERU	900	600	740	516	516	671
 Rectangular meeting table	EMT2010	2000	1000	740	1312	1312	1706
 Meeting table with Black / chrome frame / 38mm top	ECMT1808 ECMT2010	1800 2000	800 1000	743 743	1190 1323	1190 1323	1547 1720

Cirrus

Description	Code	W	D	H	Price £			
					A	B	C	
38mm Thick Board. Selected Finishes Available See Page 216. Contrasting Modesty / Door Options Available								
 Coffee table	ECT0606 ECT1206	600 1200	600 600	420 420	395 482	395 482	514 627	
 Library module	EL2008 EL1608 EL1208 EL0708	800 800 800 800	350 350 350 350	2026 1626 1226 746	1833 1569 1315 1055	1833 1569 1315 1055	2383 2040 1710 1372	
 Double door storage	4 adjustable shelves 3 adjustable shelves 2 adjustable shelves 1 adjustable shelf	EDD200835 EDD160835 EDD120835 EDD070835	800 800 800 800	350 350 350 350	2026 1626 1226 746	989 885 786 631	989 885 786 631	1286 1151 1022 821
 Double door storage	4 adjustable shelves 3 adjustable shelves 2 adjustable shelves 1 adjustable shelf	EDD200850 EDD160850 EDD120850 EDD070850	800 800 800 800	500 500 500 500	2026 1626 1226 746	1128 1018 903 759	1128 1018 903 759	1467 1324 1174 987
 Double door storage	4 adjustable shelves 3 adjustable shelves 2 adjustable shelves 1 adjustable shelf	EDD201035 EDD161035 EDD121035 EDD071035	1000 1000 1000 1000	350 350 350 350	2026 1626 1226 746	1150 1035 937 773	1150 1035 937 773	1495 1346 1219 1005
 Double door storage	4 adjustable shelves 3 adjustable shelves 2 adjustable shelves 1 adjustable shelf	EDD201050 EDD161050 EDD121050 EDD071050	1000 1000 1000 1000	500 500 500 500	2026 1626 1226 746	1254 1133 1018 866	1254 1133 1018 866	1631 1473 1324 1126

S1 Desk Mounted Fabric Screens

Description	Code	W	D	H	Price £				
For finish options please see page 220					A	B	C	D	E
28mm thick fabric wrapped screen	S1F0804	800	28	400	109	119	-	141	145
	S1F1004	1000	28	400	125	137	-	165	169
	S1F1204	1200	28	400	141	155	-	189	194
	S1F1404	1400	28	400	160	177	-	216	222
	S1F1604	1600	28	400	176	196	-	240	247
	S1F1804	1800	28	400	193	215	-	265	273
	S1F2004	2000	28	400	209	233	-	289	298

S1 Push On Fabric Screen

Description	Code	W	D	H	Price £				
For finish options please see page 220					A	B	C	D	E
28mm thick fabric wrapped screen 350mm above desk	S1FP0635	750/600	28	450	134	146	-	174	178
	S1FP0835	950/800	28	450	118	128	-	150	153

S1 Floor Standing Fabric Screens




Description	Code	W	D	H	Price £				
For finish options please see page 220					A	B	C	D	E
Requires feet or fixing to desks /storage for stability									
Rectangular 1200H	S1FR0812	800	25	1200	251	281	-	347	358
	S1FR1012	1000	25	1200	303	340	-	423	436
	S1FR1212	1200	25	1200	350	395	-	494	510
	S1FR1412	1400	25	1200	399	451	-	567	586
	S1FR1612	1600	25	1200	446	505	-	638	660
	S1FR1812	1800	25	1200	497	564	-	713	737
	Rectangular 1400H	S1FR0814	800	25	1400	285	319	-	397
S1FR1014		1000	25	1400	342	385	-	482	-
S1FR1214		1200	25	1400	399	451	-	567	-
S1FR1414		1400	25	1400	454	515	-	650	-
S1FR1614		1600	25	1400	513	582	-	737	-
S1FR1814		1800	25	1400	572	650	-	824	-
Rectangular 1600H	S1FR0816	800	25	1600	324	364	-	452	-
	S1FR1016	1000	25	1600	389	438	-	549	-
	S1FR1216	1200	25	1600	452	511	-	644	-
	S1FR1416	1400	25	1600	518	587	-	743	-
	S1FR1616	1600	25	1600	585	664	-	841	-
	S1FR1816	1800	25	1600	648	737	-	936	-
1 Foot	S1FF	400	200	200	118	-	-	-	-
2 Required per screen unless linked									

S1 Fabric Screen Fixing Brackets

Description	Code	Specification	Price £
Please specify desking range when ordering screen brackets			
Pyramid / Vega / Soho	SB62	Back to back desking (not compatible with sliding tops)	Included with screen
Soho Short Screen Bracket	SB55	To fit screens on 1650 back to back desking and facilitate sliding top function.	55
	SB56	To fit screens on 1250 back to back desking and facilitate sliding top function.	49
Pyramid / Vega / Soho / Contrax2 / K2	SBUC	Single side desks	Included with screen



S2 Desk Mounted Screens

Description	Code	W	D	H	Price £					
For finish options please see page 220					A	B	C	D	E	
Includes one linking strip for in line linking as standard										
Frame Options Suffix Code: B = Black, S = Silver, W = White										
	Straight 400H	S2S0804	800	25	400	166	182	-	213	-
		S2S1004	1000	25	400	178	196	-	229	-
		S2S1204	1200	25	400	182	199	-	233	-
		S2S1404	1400	25	400	200	220	-	258	-
		S2S1604	1600	25	400	201	223	-	260	-
		S2S1804	1800	25	400	218	241	-	281	-
		S2S2004	2000	25	400	236	259	-	303	-
	Wave 200 – 400H	S2W0824	800	25	200-400	231	256	-	299	-
		S2W1024	1000	25	200-400	240	263	-	308	-
		S2W1224	1200	25	200-400	247	274	-	321	-
		S2W1424	1400	25	200-400	257	285	-	333	-
		S2W1624	1600	25	200-400	263	293	-	342	-
		S2W1824	1800	25	200-400	280	314	-	366	-
		S2W2024	2000	25	200-400	303	325	-	380	-
	Soho return screen for single sided bench desks	S2RS835	788	25	355	169	185	-	210	-
		S2RS635	588	25	355	160	176	-	199	-
	Soho return screen for BTB bench desks	S2RB835	810	25	355	169	185	-	210	-
	S2RB635	610	25	355	160	176	-	199	-	
Fits to linked screens without link post. Retrofittable										





S2 Desk Mounted Screen Fixing Brackets

Description	Code	Specification	Price £
Please specify desking range when ordering screen brackets			
Vega / Soho	SBUA	Back to back desking	Included with screen
Pyramid	SB62	Back to back desking	Included with screen
Soho Short Screen Bracket	SB55	To fit screens on 1650 back to back desking and facilitate sliding top function.	55
	SB56	To fit screens on 1250 back to back desking and facilitate sliding top function.	49
Vega / Soho / Contrax2 / K2	SBUC	Single side desks	Included with screen

Link Options for S2 Desk Mounted Screens

Description	Code	W	D	H	Price £
90° Two way link	MO2DLK			400	58
Three way "T" link	MO3DLK			400	58
Delta three way 120° link	MO3DELTADLK			400	58
Four way link	MO4DLK			400	58

S2 Floor Standing Screens




Description	Code	W	D	H	Price £					
For finish options please see page 220					A	B	C	D	E	
Includes one linking strip for in line linking as standard										
Frame Options Suffix Code: B = Black, S = Silver, W = White										
	Rectangular 1200H	S2FR0812	800	25	1200	286	331	-	387	-
		S2FR1012	1000	25	1200	310	356	-	416	-
		S2FR1212	1200	25	1200	336	387	-	453	-
		S2FR1412	1400	25	1200	371	422	-	493	-
		S2FR1612	1600	25	1200	397	453	-	530	-
		S2FR1812	1800	25	1200	407	463	-	541	-
	Rectangular 1400H	S2FR0814	800	25	1400	336	356	-	416	-
		S2FR1014	1000	25	1400	356	381	-	446	-
		S2FR1214	1200	25	1400	377	407	-	476	-
		S2FR1414	1400	25	1400	407	438	-	511	-
		S2FR1614	1600	25	1400	443	478	-	560	-
		S2FR1814	1800	25	1400	458	493	-	578	-
	Rectangular 1600H	S2FR0816	800	25	1600	356	377	-	441	-
		S2FR1016	1000	25	1600	371	393	-	460	-
		S2FR1216	1200	25	1600	393	422	-	493	-
		S2FR1416	1400	25	1600	422	453	-	530	-
		S2FR1616	1600	25	1600	453	488	-	571	-
		S2FR1816	1800	25	1600	473	509	-	596	-
	Rectangular 1800H	S2FR0818	800	25	1800	432	453	-	530	-
		S2FR1018	1000	25	1800	458	478	-	560	-
		S2FR1218	1200	25	1800	484	509	-	596	-
		S2FR1418	1400	25	1800	509	545	-	637	-
		S2FR1618	1600	25	1800	529	564	-	660	-

Link Options for S2 Floor Standing Screens

Description	Code	W	D	H	Price £
90° Two way link	MO2FLK12			1200	108
	MO2FLK14			1400	116
	MO2FLK16			1600	120
	MO2FLK18			1800	125
Three way "T" link	MO3FLK12			1200	108
	MO3FLK14			1400	116
	MO3FLK16			1600	120
	MO3FLK18			1800	125
Four way link	MO4FLK12			1200	108
	MO4FLK14			1400	116
	MO4FLK16			1600	120
	MO4FLK18			1800	125
1 Foot 2 Required per screen unless linked	MOFF				59






S3 Back to Back Screens

Description	Code	W	D	H	Price £				
For finish options please see page 220					A	B	C	D	E
Only suitable for back to back desking									
Frame Options Suffix Code: B = Black, S = Silver, W = White									
 <p>S3 tool rail Available in White, Silver and Black</p>	S3S800TR	800	50	120	185	-	-	-	-
	S3S1000TR	1000	50	120	194	-	-	-	-
	S3S1200TR	1200	50	120	203	-	-	-	-
	S3S1400TR	1400	50	120	213	-	-	-	-
	S3S1600TR	1600	50	120	221	-	-	-	-
	S3S1800TR	1800	50	120	230	-	-	-	-
	S3S2000TR	2000	50	120	241	-	-	-	-
	S3S2400TR	2400	50	120	258	-	-	-	-
 <p>Acrylic screen insert 380 Height installed (Tool rail not included)</p>	S3SAP0838	800	5	380	-	-	142	-	-
	S3SAP1038	1000	5	380	-	-	159	-	-
	S3SAP1238	1200	5	380	-	-	178	-	-
	S3SAP1438	1400	5	380	-	-	196	-	-
	S3SAP1638	1600	5	380	-	-	213	-	-
	S3SAP1838	1800	5	380	-	-	231	-	-
	S3SAP2038	2000	5	380	-	-	249	-	-
	S3SAP2438	2400	5	380	-	-	285	-	-
 <p>Fabric screen insert 380 Height installed (Tool rail not included)</p>	S3SWP0838	800	12	380	192	265	-	375	455
	S3SWP1038	1000	12	380	198	276	-	392	475
	S3SWP1238	1200	12	380	202	279	-	404	490
	S3SWP1438	1400	12	380	212	293	-	425	515
	S3SWP1638	1600	12	380	223	307	-	445	539
	S3SWP1838	1800	12	380	242	335	-	478	579
	S3SWP2038	2000	12	380	262	363	-	511	618
	S3SWP2438	2400	12	380	282	391	-	545	658

Fixing Brackets

Description	Code	Specification	Price £
Please specify desking range when ordering screen brackets			
Pyramid / Vega	SBUB	Back to back desking	Included with tool rail
Soho	SBUF	Back to back desking	Included with tool rail

S4 Desk Mounted Screens

Description	Code	W	D	H	Price £				
For finish options please see page 220					A	B	C	D	E
Includes one linking strip for in line linking as standard									
Frame Options Suffix Code: B = Black, S = Silver, W = White									
 <p>Straight 400H</p>	SS0804	800	25	400	213	229	300	268	401
	SS1004	1000	25	400	227	247	321	289	431
	SS1204	1200	25	400	243	262	336	306	457
	SS1404	1400	25	400	255	276	352	323	482
	SS1604	1600	25	400	265	287	357	335	502
	SS1804	1800	25	400	277	300	388	351	524
	SS2004	2000	25	400	291	316	404	369	551
	SS2404	2400	25	400	318	346	435	404	605
 <p>Slatwall 400H</p>	SX0804	800	25	400	261	279	348	326	418
	SX1004	1000	25	400	282	301	375	352	453
	SX1204	1200	25	400	308	327	401	382	492
	SX1404	1400	25	400	331	352	428	411	529
	SX1604	1600	25	400	353	373	444	438	562
	SX1804	1800	25	400	375	398	486	465	598
	SX2004	2000	25	400	399	425	514	496	638
	SX2404	2400	25	400	443	472	561	552	709
 <p>Wave 200 - 400H</p>	SW0824	800	25	200-400	299	323	-	378	548
	SW1024	1000	25	200-400	307	333	-	389	564
	SW1224	1200	25	200-400	341	370	-	433	629
	SW1424	1400	25	200-400	346	375	-	439	636
	SW1624	1600	25	200-400	372	403	-	472	685
	SW1824	1800	25	200-400	404	440	-	515	746
	SW2024	2000	25	200-400	450	485	-	567	823
	SW2424	2400	25	200-400	474	508	-	594	862








Fixing Brackets

Description	Code	Specification	Price £
Please specify desking range when ordering screen brackets			
Vega / Soho	SBUA	Back to back desking	Included with screen
Pyramid	SB80	Back to back desking	Included with screen
Pyramid / Vega / Soho / Contrax2 / K2	SB10	Single side desks	Included with screen

Link Options for Desk Mounted Screens

Description	Code	W	D	H	Price £
90° Two way link	MO2DLK			400	58
Three way "T" link	MO3DLK			400	58
Delta three way 120° link	MO3DELTADLK			400	58
Four way link	MO4DLK			400	58




S2 / S4 Screen Accessories


Description	Code	W	D	H	Price £
Finish Options Suffix Code: B = Black, S = Silver, W = White					
 A4 paper tray portrait	MOS4ACCA4P	250	330	45	57
 A4 paper tray landscape	MOS4ACCA4L	330	250	45	57
	3 Tray adaptor landscape	255		280	54
	3 Tray adaptor portrait	345		280	54
	Magnetic memo board	240	210		43
	Magnets (Pack of 5 / Black, Red, Blue or White available.)	25		25	13
 Name plate	MOS4ACCNP	140	40		29
 Pen pot	MOS4ACCPJ	80	60	110	49
 Shelf	MOS4ACCSH06	600	250	45	83




Soho² six person back to back desk shown in Tobacco Oak with S2 screens mounted on optional short screen brackets.




Tip Top Tables


Description	Code	W	D	H	Price £				
					A	B	C	D	
Frame Available In Silver Only									
Tito 	Rectangular	MOTT12	1200	800	720	387	401	436	526
		MOTT14	1400	800	720	408	422	456	547
		MOTT16	1600	800	720	429	445	485	590
		MOTT18	1800	800	720	432	449	492	603
D-End 	MOTTD16	1600	700	720	449	466	506	610	
Trapezoidal 	MOTTT16	1600	800	720	449	466	506	610	


Description	Code	W	D	H	Price £				
					A	B	C	D	
Brushed Steel & Black Frame									
Topo 	Rectangular	MOTOP012Ø8	1200	800	720	517	531	565	656
		MOTOP014Ø8	1400	800	720	525	539	574	664
		MOTOP016Ø8	1600	800	720	532	548	588	693
		MOTOP018Ø8	1800	800	720	535	552	595	706

Description	Code	W	D	H	Price £			
					A	B	C	
Modesty Panels 	Hinged modesty panel	MOTTM12	1050	300		81	89	110
	Not suitable for trapezoids	MOTTM14	1250	300		86	94	116
	D-End or circular tops	MOTTM16	1450	300		90	99	121
		MOTTM18	1650	300		96	106	130

Folding / Mobile Tables

Description	Code	W	D	H	Price £				
					A	B	C	D	
Frame Available In Silver Only									
Rolo Folding Tables 	Rectangular	MOFT12	1200	800	720	337	351	386	476
		MOFT14	1400	800	720	358	372	407	497
		MOFT16	1600	800	720	380	397	440	551
D-End 	MOFTD16	1600	600	720	401	417	458	562	
Trapezoidal 	MOFTT16	1600	800	720	401	417	458	562	

Description	Code	W	D	H	Price £				
					A	B	C	D	
Frame Available In Silver Only									
Mobile Axis 	Rectangular	MOIT12M	1200	800	720	334	347	379	462
		MOIT14M	1400	800	720	338	351	383	466
		MOIT16M	1600	800	720	370	386	427	531
		MOIT18M	1800	800	720	381	397	437	542

Description	Code	W	D	H	Price £
Connectors 	MOMTTC	153	58	6	16

Coffee Tables

Description	Code	W	D	H	Price £				
					A	B	C	D	GL
Chrome Frame with MFC or Frosted Glass Top Options					A	B	C	D	GL
Pitch square	PT0606	600	600	420	355	362	378	419	480
Pitch rectangular	PT1206	1200	600	420	427	437	461	523	599

Pitch



Description	Code	W	D	H	Price £				
					A	B	C	D	GL
Chrome Frame with MFC or Frosted Glass Top Options					A	B	C	D	GL
Loop square	LP0606	600	600	420	450	456	469	504	534
Loop rectangular	LP1206	1200	600	420	515	523	545	601	682

Loop



Description	Code	W	D	H	Price £			
					A	B	C	D
Chrome wire frame					A	B	C	D
Paris circular coffee table	PP07		700ø	380	196	207	233	303
Paris square coffee table	PP66	600	600	380	143	149	162	197

Paris



Coffee Tables

Description	Code	W	D	H	Price £			
					A	B	C	D
Chrome Frame and Base (Standard) / Suffix Code: B = Black, W = White					A	B	C	D
Flick circular coffee table	FKC06		600ø	400	195	203	225	281
	FKC07		700ø	400	205	213	235	291
Flick double d-end coffee table	FKCD126	1200	600	400	390	406	450	562
	FKCD147	1400	700	400	410	426	470	582
Flick square coffee table	FKCS66	600	600	400	163	168	182	217
	FKCS77	700	700	400	173	180	196	237
Flick rectangular coffee table	FKCR126	1200	600	400	326	336	364	434
	FKCR147	1400	700	400	346	360	392	474

Flick







Description	Code	W	D	H	Price £			
					A	B	C	D
Brushed Steel Frame and Base (Standard) / Suffix Code: B = Black, W = White					A	B	C	D
Spin circular coffee table	SPCT06		600ø	400	221	230	252	307
Spin double d-end coffee table	SPCD126	1200	600	400	442	460	504	614
Spin square coffee table	SPCT66	600	600	400	189	195	208	243
Spin rectangular coffee table	SPCR126	1200	600	400	378	390	416	486


Spin




Coffee & Laptop Tables

Description	Code	W	D	H	Price £			
					A	B	C	D
Silver Frame					A	B	C	D
Quattro								
 Quattro square coffee table	MOC066	600	600	400	245	254	276	334
 Quattro rectangular coffee table	MOC010	1000	600	400	253	262	286	349
 Quattro circular coffee table	MOCOC08	800ø		400	347	357	384	454

Description	Code	W	D	H	Price £			
					A	B	C	D
Chrome Frame					A	B	C	D
Cuban								
 Cuban coffee table	CU10	1000	500	325	362	379	422	533



Description	Code	W	D	H	Price £			
					A	B	C	D
Ribbon								
 Ribbon laptop table	RIB4550	450	500	700	325	331	346	378


Breakout Bars

Description	Code	W	D	H	Price £		
					A	B	C
38mm Thick Board. Selected Finishes Available See Page 216. Contrasting Modesty Options Available					A	B	C
Freestanding							
 Freestanding	BF1606	1600	600	1100	1104	1104	1436
	BF1806	1800	600	1100	1176	1176	1529
	BF2006	2000	600	1100	1228	1228	1597
	BF1608	1600	800	1100	1355	1355	1762
	BF1808	1800	800	1100	1425	1425	1853
	BF2008	2000	800	1100	1497	1497	1947
Wall mounted with panel end							
 Wall mounted with panel end	BWE1606	1600	600	1100	1033	1033	1343
	BWE1806	1800	600	1100	1124	1124	1462
	BWE2006	2000	600	1100	1193	1193	1551
	BWE1608	1600	800	1100	1211	1211	1575
	BWE1808	1800	800	1100	1300	1300	1690
	BWE2008	2000	800	1100	1390	1390	1807
Wall mounted with pedestal base							
 Wall mounted with pedestal base	BP1606	1600	600	1138	1264	1264	1644
	BP1806	1800	600	1138	1318	1318	1714
	BP2006	2000	600	1138	1355	1355	1762
	BP1608	1600	800	1138	1478	1478	1922
	BP1808	1800	800	1138	1533	1533	1993
	BP2008	2000	800	1138	1586	1586	2062

Café Benches

Cut out for cable management / power units = £100 RRP per module.
Please specify type and position required when ordering. See page 133 for options


Description	Code	W	D	H	Price £		
					A	B	C
38mm Thick Board. Selected Finishes Available See Page 216. Contrasting Modesty Options Available					A	B	C
Cafe bench table							
 Cafe bench table	CBT1608	1600	800	740	1033	1033	1343
	CBT1808	1800	800	740	1104	1104	1436
	CBT2008	2000	800	740	1159	1159	1507
	CBT1610	1600	1000	740	1247	1247	1622
	CBT1810	1800	1000	740	1318	1318	1714
	CBT2010	2000	1000	740	1390	1390	1807
Cafe bench seat							
 Cafe bench seat	CBS1500	1500	330	450	570	570	741
	CBS1700	1700	330	450	623	623	810
	CBS1900	1900	330	450	676	676	879

Description	Code	W	D	H	Price £			
					A	B	C	D
See Page 221 For Fabric Options					A	B	C	D
Cafe bench seat pad (not inc bench)								
 Cafe bench seat pad (not inc bench)	CBP1500	1500	330	50	182	208	270	310
	CBP1700	1700	330	50	198	228	296	342
	CBP1900	1900	330	50	215	248	324	375

Pyramid Steel Poseur Height

Description	Code	W	D	H	Price £			
					A	B	C	D
Frame Options Suffix Code: B = Black, W = White								
Freestanding table	JGN-MF1-410	1400	1000	1100	743	761	804	898
	JGN-MF1-610	1600	1000	1100	762	781	828	933
	JGN-MF1-810	1800	1000	1100	866	887	939	1053
	JGN-MF2-010	2000	1000	1100	887	910	967	1093
	JGN-MF2-210	2200	1000	1100	910	934	995	1130
	JGN-MF2-410	2400	1000	1100	926	952	1017	1161
	JGN-MF1-412	1400	1250	1100	837	857	907	1018
	JGN-MF1-612	1600	1250	1100	861	884	941	1065
	JGN-MF1-812	1800	1250	1100	979	1004	1065	1201
	JGN-MF2-012	2000	1250	1100	1004	1031	1098	1247
	JGN-MF2-212	2200	1250	1100	1030	1059	1132	1291
	JGN-MF2-412	2400	1250	1100	1064	1095	1174	1347
	JGN-MF1-416	1400	1650	1100	899	924	987	1125
	JGN-MF1-616	1600	1650	1100	929	958	1028	1182
	JGN-MF1-816	1800	1650	1100	1053	1083	1160	1329
	JGN-MF2-016	2000	1650	1100	1083	1117	1201	1386
	JGN-MF2-216	2200	1650	1100	1115	1151	1242	1441
	JGN-MF2-416	2400	1650	1100	1150	1189	1286	1499

Description	Code	W	D	H	Price £			
					A	B	C	D
Frame Options Suffix Code: B = Black, W = White								
Circular table	JGN-MC0-800	800∅		1100	470	482	511	577
	JGN-MC1-000	1000∅		1100	559	576	618	709
	JGN-MC1-200	1200∅		1100	622	644	700	823
	JGN-MC1-400	1400∅		1100	704	733	806	965
	JGN-MC1-600	1600∅		1100	772	806	892	1080
Rectangular table	JGN-MR1-208	1200	800	1100	605	618	652	726
	JGN-MR1-408	1400	800	1100	621	636	674	757
	JGN-MR1-608	1600	800	1100	637	654	696	788
	JGN-MR1-808	1800	800	1100	694	712	757	857
	JGN-MR2-412	2400	1200	1100	1149	1189	1287	1505
Oval table	JGN-MV2-010	2000	1000	1100	922	951	1025	1188
	JGN-MV2-012	2000	1200	1100	973	1007	1094	1284
	JGN-MV2-412	2400	1200	1100	1034	1075	1177	1401
Barrel table	JGN-MB2-012	2000	1200	1100	1087	1121	1204	1387
	JGN-MB2-413	2400	1300	1100	1179	1222	1328	1562



Pyramid Steel Poseur Height

Description	Code	W	D	H	Price £				
					A	B	C	D	
Frame Options Suffix Code: B = Black, W = White									
Starter module	JGN-MS1-410	1400	1000	1100	797	814	857	952	
	JGN-MS1-160	1600	1000	1100	815	834	882	987	
	JGN-MS1-810	1800	1000	1100	838	858	910	1024	
	JGN-MS2-010	2000	1000	1100	859	882	939	1064	
	JGN-MS2-210	2200	1000	1100	881	906	967	1101	
	JGN-MS1-412	1400	1250	1100	889	910	960	1071	
	JGN-MS1-612	1600	1250	1100	914	937	993	1118	
	JGN-MS1-812	1800	1250	1100	949	974	1036	1171	
	JGN-MS2-012	2000	1250	1100	974	1001	1069	1218	
	JGN-MS2-212	2200	1250	1100	1000	1029	1102	1262	
	JGN-MS1-416	1400	1650	1100	960	985	1048	1186	
	JGN-MS1-616	1600	1650	1100	990	1018	1089	1243	
	JGN-MS1-816	1800	1650	1100	1031	1062	1139	1307	
	JGN-MS2-016	2000	1650	1100	1062	1095	1180	1365	
	JGN-MS2-216	2200	1650	1100	1094	1130	1220	1420	
	Add on module	JGN-MA1-410	1400	1000	1100	601	618	661	756
		JGN-MA1-610	1600	1000	1100	619	638	686	790
		JGN-MA1-810	1800	1000	1100	641	662	714	828
		JGN-MA2-010	2000	1000	1100	662	685	742	868
		JGN-MA1-412	1400	1250	1100	676	697	747	858
JGN-MA1-612		1600	1250	1100	701	724	780	905	
JGN-MA1-812		1800	1250	1100	736	761	823	958	
JGN-MA2-012		2000	1250	1100	761	788	856	1005	
JGN-MA1-416		1400	1650	1100	740	765	828	966	
JGN-MA1-616		1600	1650	1100	771	799	869	1023	
End module	JGN-ME1-410	1400	1000	1100	629	647	690	784	
	JGN-ME1-610	1600	1000	1100	648	667	714	819	
	JGN-ME1-810	1800	1000	1100	670	691	742	856	
	JGN-ME2-010	2000	1000	1100	691	714	771	896	
	JGN-ME2-210	2200	1000	1100	714	738	799	933	
	JGN-ME1-412	1400	1250	1100	706	726	777	888	
	JGN-ME1-612	1600	1250	1100	731	753	810	935	
	JGN-ME1-812	1800	1250	1100	766	791	852	988	
	JGN-ME2-012	2000	1250	1100	791	818	885	1034	
	JGN-ME2-212	2200	1250	1100	817	846	919	1078	
JGN-ME1-416	1400	1650	1100	762	787	849	987		
JGN-ME1-616	1600	1650	1100	792	820	890	1045		
JGN-ME1-816	1800	1650	1100	833	864	940	1109		
JGN-ME2-016	2000	1650	1100	863	897	981	1166		
JGN-ME2-216	2200	1650	1100	895	931	1022	1221		




Cut out for cable management / power units = £100 RRP per module.
Please specify type and position required when ordering. See page 133 for options

Pyramid Wood Poseur Height

Description	Code	W	D	H	Price £			
					A	B	C	D
Frame Options Suffix Code: B = Black, W = White								
Freestanding table Oak legs	JDN-MF1-410	1400	1000	1100	1279	1296	1339	1434
	JDN-MF1-610	1600	1000	1100	1297	1316	1364	1468
	JDN-MF1-810	1800	1000	1100	1402	1422	1474	1588
	JDN-MF2-010	2000	1000	1100	1423	1445	1502	1628
	JDN-MF2-210	2200	1000	1100	1445	1470	1531	1665
	JDN-MF2-410	2400	1000	1100	1461	1488	1553	1695
	JDN-MF1-412	1400	1250	1100	1372	1392	1443	1554
	JDN-MF1-612	1600	1250	1100	1397	1419	1476	1600
	JDN-MF1-812	1800	1250	1100	1514	1539	1601	1736
	JDN-MF2-012	2000	1250	1100	1539	1566	1634	1783
	JDN-MF2-212	2200	1250	1100	1565	1594	1667	1827
	JDN-MF2-412	2400	1250	1100	1599	1630	1709	1883
	JDN-MF1-416	1400	1650	1100	1434	1460	1522	1660
	JDN-MF1-616	1600	1650	1100	1465	1493	1563	1718
	JDN-MF1-816	1800	1650	1100	1588	1619	1695	1864
	JDN-MF2-016	2000	1650	1100	1618	1652	1736	1921
	JDN-MF2-216	2200	1650	1100	1650	1686	1777	1976
	JDN-MF2-416	2400	1650	1100	1685	1724	1821	2034

Description	Code	W	D	H	Price £			
					A	B	C	D
Frame Options Suffix Code: B = Black, W = White								
Circular table Oak legs	JDN-MC0-800	800ø		1100	1005	1017	1047	1113
	JDN-MC1-000	1000ø		1100	1095	1111	1153	1244
	JDN-MC1-200	1200ø		1100	1157	1180	1235	1358
	JDN-MC1-400	1400ø		1100	1239	1268	1341	1500
	JDN-MC1-600	1600ø		1100	1307	1341	1427	1615
Rectangular table Oak legs	JDN-MR1-208	1200	800	1100	1140	1154	1187	1262
	JDN-MR1-408	1400	800	1100	1156	1171	1209	1293
	JDN-MR1-608	1600	800	1100	1173	1189	1231	1324
	JDN-MR1-808	1800	800	1100	1229	1247	1292	1392
	JDN-MR2-412	2400	1200	1100	1684	1724	1823	2040
Oval table Oak legs	JDN-MV2-010	2000	1000	1100	1457	1487	1560	1723
	JDN-MV2-012	2000	1200	1100	1508	1542	1629	1819
	JDN-MV2-412	2400	1200	1100	1570	1610	1712	1937
Barrel table Oak legs	JDN-MB2-012	2000	1200	1100	1623	1656	1739	1923
	JDN-MB2-413	2400	1300	1100	1715	1757	1864	2098



Pyramid Wood Poseur Height

Description	Code	W	D	H	Price £			
					A	B	C	D
Frame Options Suffix Code: B = Black, W = White								
Starter module Oak legs	JDN-MS1-410	1400	1000	1100	1332	1349	1393	1487
	JDN-MS1-160	1600	1000	1100	1350	1370	1417	1522
	JDN-MS1-810	1800	1000	1100	1373	1394	1445	1559
	JDN-MS2-010	2000	1000	1100	1394	1417	1474	1599
	JDN-MS2-210	2200	1000	1100	1416	1441	1502	1636
	JDN-MS1-412	1400	1250	1100	1425	1445	1495	1606
	JDN-MS1-612	1600	1250	1100	1449	1472	1529	1653
	JDN-MS1-812	1800	1250	1100	1485	1509	1571	1706
	JDN-MS2-012	2000	1250	1100	1509	1536	1604	1753
	JDN-MS2-212	2200	1250	1100	1535	1564	1637	1797
	JDN-MS1-416	1400	1650	1100	1495	1520	1583	1721
	JDN-MS1-616	1600	1650	1100	1526	1554	1624	1778
Add on module Oak legs	JDN-MA1-410	1400	1000	1100	868	886	929	1023
	JDN-MA1-610	1600	1000	1100	887	906	953	1058
	JDN-MA1-810	1800	1000	1100	909	930	981	1095
	JDN-MA2-010	2000	1000	1100	930	953	1010	1135
	JDN-MA1-412	1400	1250	1100	944	965	1015	1126
	JDN-MA1-612	1600	1250	1100	969	991	1048	1172
	JDN-MA1-812	1800	1250	1100	1004	1029	1090	1226
	JDN-MA2-012	2000	1250	1100	1029	1056	1123	1272
	JDN-MA1-416	1400	1650	1100	1008	1033	1096	1234
	JDN-MA1-616	1600	1650	1100	1038	1066	1137	1291
	JDN-MA1-816	1800	1650	1100	1079	1110	1187	1355
	JDN-MA2-016	2000	1650	1100	1110	1143	1227	1413
End module Oak legs	JDN-ME1-410	1400	1000	1100	897	914	957	1052
	JDN-ME1-610	1600	1000	1100	915	934	982	1087
	JDN-ME1-810	1800	1000	1100	938	958	1010	1124
	JDN-ME2-010	2000	1000	1100	959	982	1039	1164
	JDN-ME2-210	2200	1000	1100	981	1006	1067	1201
	JDN-ME1-412	1400	1250	1100	974	994	1044	1155
	JDN-ME1-612	1600	1250	1100	998	1021	1078	1202
	JDN-ME1-812	1800	1250	1100	1034	1058	1120	1255
	JDN-ME2-012	2000	1250	1100	1058	1085	1153	1302
	JDN-ME2-212	2200	1250	1100	1084	1113	1186	1346
	JDN-ME1-416	1400	1650	1100	1029	1054	1117	1255
	JDN-ME1-616	1600	1650	1100	1060	1088	1158	1312
JDN-ME1-816	1800	1650	1100	1101	1131	1208	1377	
JDN-ME2-016	2000	1650	1100	1131	1165	1249	1434	
JDN-ME2-216	2200	1650	1100	1163	1199	1290	1489	



Cut out for cable management / power units = £100 RRP per module.
Please specify type and position required when ordering. See page 133 for options

Meeting Tables Flick

Meeting Tables Flick

Description	Code	W	D	H	Price £			
					A	B	C	D
Flick square coffee table	FKCS66	600	600	400	163	168	182	217
	FKCS77	700	700	400	173	180	196	237
Flick square meeting table	FKMS66	600	600	730	207	212	225	261
	FKMS77	700	700	730	217	224	240	281
	FKMS88	800	800	730	233	242	263	319
Flick square poseur table	FKPS66	600	600	1125	210	215	229	264
	FKPS77	700	700	1125	220	227	243	284
Flick circular coffee table	FKC06	600Ø		400	195	203	225	281
	FKC07	700Ø		400	205	213	235	291
Flick circular meeting table	FKM08	800Ø		730	257	268	294	364
	FKM09	900Ø		730	277	290	322	405
	FKM10	1000Ø		730	301	315	349	440
Flick circular poseur table	FKP08	800Ø		1125	260	271	297	367

Description	Code	W	D	H	Price £			
					A	B	C	D
Flick rectangular coffee table	FKCR126	1200	600	400	326	336	364	434
	FKCR147	1400	700	400	346	360	392	474
Flick rectangular meeting table	FKMR126	1200	600	730	414	424	450	522
	FKMR147	1400	700	730	434	448	480	562
	FKMR168	1600	800	730	466	484	526	638
Flick rectangular poseur table	FKPR126	1200	600	1125	420	430	458	528
	FKPR147	1400	700	1125	440	454	486	568
Flick double d-end coffee table	FKCD126	1200	600	400	390	406	450	562
	FKCD147	1400	700	400	410	426	470	582
Flick double d-end meeting table	FKMD168	1600	800	730	514	536	588	728
	FKMD189	1800	900	730	554	580	644	810
	FKMD2010	2000	1000	730	602	630	698	880
Flick double d-end poseur table	FKPD168	1600	800	1125	520	542	594	734

Cut out for cable management / power units = £100 RRP per module.
Please specify type and position required when ordering. See page 133 for options

Meeting Tables Spin

Description	Code	W	D	H	Price £				
					A	B	C	D	
Brushed Steel Frame and Base (Standard) / Suffix Code: B = Black, W = White									
	Spin circular coffee table	SPCT06	600ø	400	221	230	252	307	
	Spin circular meeting table	SPT08	800ø	730	278	289	316	385	
		SPT10	1000ø	730	322	336	371	461	
		SPT12	1200ø	730	472	492	543	675	
	Spin circular poseur table	SPPT06	600ø	1125	273	282	306	369	
		SPPT08	800ø	1125	291	302	328	398	
	Spin square coffee table	SPCT66	600	600	400	189	195	208	243
	Spin square meeting table	SPT77	700	700	730	239	245	261	303
		SPT88	800	800	730	255	263	285	341
		SPT99	900	900	730	270	279	303	366
		SPT1010	1000	1000	730	385	396	423	492
	Spin square poseur table	SPPT66	600	600	1125	242	247	261	296
		SPPT77	700	700	1125	253	259	275	317










Spin table shown in Walnut with White base. Mojo open and closed back chairs also shown.

Meeting Tables Spin


Meeting Tables Jack (Cable Managed)

Description	Code	W	D	H	Price £			
					A	B	C	D
Brushed Steel Frame and Base (Standard) / Suffix Code: B = Black, W = White								
 Spin double d-end coffee table	SPCD126	1200	600	400	442	460	504	614
 Spin double d-end meeting table	SPTD168	1600	800	730	556	578	632	770
	SPTD2010	2000	1000	730	644	672	742	922
	SPTD2412	2400	1200	730	944	984	1086	1350
 Spin double d-end poseur table	SPPD126	1200	600	1125	546	564	612	738
	SPPD168	1600	800	1125	582	604	656	796
 Spin rectangular coffee table	SPCR126	1200	600	400	378	390	416	486
 Spin rectangular meeting table	SPTR147	1400	700	730	478	490	522	606
	SPTR168	1600	800	730	510	526	570	682
	SPTR189	1800	900	730	540	558	606	732
	SPTR2010	2000	1000	730	770	792	846	984
 Spin rectangular poseur table	SPPR126	1200	600	1125	484	494	522	592
	SPPR147	1400	700	1125	506	518	550	634


Description	Code	W	D	H	Price £			
					A	B	C	D
Brushed Steel Frame and Base								
 Jack cable managed circular meeting table	CIMC08	800ø		730	388	399	424	480
	CIMC10	1000ø		730	440	454	490	569
	CIMC12	1200ø		730	589	608	657	763
 Jack cable managed square meeting table	CIMS77	700	700	730	373	381	403	449
	CIMS88	800	800	730	389	399	424	479
	CIMS99	900	900	730	412	424	452	516
	CIMS1010	1000	1000	730	526	539	572	645
 Jack cable managed double d-end meeting table	CIMD168	1600	800	730	739	757	801	899
	CIMD2010	2000	1000	730	1023	1050	1115	1259
	CIMD2412	2400	1200	730	1119	1155	1246	1445
Jack cable managed rectangular meeting table	CIMR147	1400	700	730	686	699	732	804
	CIMR168	1600	800	730	719	735	774	861
	CIMR189	1800	900	730	745	764	810	911
	CIMR2010	2000	1000	730	978	999	1053	1172
 Jack cable managed circular poseur table	CIPC06	600ø		1125	377	378	395	432
	CIPC08	800ø		1125	404	414	439	495
 Jack cable managed square poseur table	CIPS66	600	600	1125	371	385	403	444
	CIPS77	700	700	1125	387	396	417	464
 Jack cable managed double d-end poseur table	CIPD126	1200	600	1125	697	709	737	799
	CIPD168	1600	800	1125	763	780	825	923
 Jack rectangular poseur table	CIPR126	1200	600	1125	696	707	735	796
	CIPR147	1400	700	1125	715	728	761	833


Compatible with port hole power modules. See page 132 for options


Meeting Tables

Description	Code	W	D	H	Price £				
					A	B	C	D	
Frame Options Suffix Code: B = Black, S = Silver, W = White									
Vega 	Circular								
	800ø	MOMT08V	800ø	720-760	479	496	539	650	
	1000ø	MOMT10V	1000ø	720-760	502	521	569	695	
	1200ø	MOMT12V	1200ø	720-760	546	570	632	792	
	1400ø	MOMT14V	1400ø	720-760	591	620	692	880	
	1600ø	MOMT16V	1600ø	720-760	644	676	756	965	
	Rectangular								
	1200 x 800	MOIT12V	1200	800	720-760	442	455	487	570
	1400 x 800	MOIT14V	1400	800	720-760	453	465	497	581
	1600 x 800	MOIT16V	1600	800	720-760	517	533	573	678
	1800 x 800	MOIT18V	1800	800	720-760	520	536	576	681
	2000 x 1000	MORC2010V	2000	1000	720-760	547	571	633	793
	2400 x 1200	MORC2412V	2400	1200	720-760	612	654	758	1029
	Oval								
	2000 x 1000	MOC2010V	2000	1000	720-760	668	704	795	1032
	2000 x 1200	MOC2012V	2000	1200	720-760	686	724	821	1071
	2400 x 1200	MOC2412V	2400	1200	720-760	724	766	870	1141
	Barrel								
	2000 x 1000-1200	MOBC2012V	2000	1200	720-760	697	736	835	1093
2400 x 1000-1300	MOBC2413V	2400	1300	720-760	755	800	913	1204	

Meeting Tables

Description	Code	W	D	H	Price £				
					A	B	C	D	
Frame Options Suffix Code: B = Black, W = White									
Pyramid Steel 	Circular								
	800ø	JFN-MC0-800	800ø	730	397	409	439	504	
	1000ø	JFN-MC1-000	1000ø	730	486	503	545	636	
	1200ø	JFN-MC1-200	1200ø	730	549	572	627	750	
	1400ø	JFN-MC1-400	1400ø	730	631	660	733	892	
	1600ø	JFN-MC1-600	1600ø	730	699	733	892	1007	
	Rectangular								
	1200 x 800	JFN-MR1-208	1200	800	730	532	545	579	653
	1400 x 800	JFN-MR1-408	1400	800	730	548	563	601	684
	1600 x 800	JFN-MR1-608	1600	800	730	564	581	623	715
	1800 x 800	JFN-MR1-808	1800	800	730	621	639	684	784
	2000 x 1000	JFN-MR2-010	2000	1000	730	964	992	1062	1218
	2400 x 1200	JFN-MR2-412	2400	1200	730	1076	1116	1214	1432
	Oval								
	2000 x 1000	JFN-MV2-010	2000	1000	730	849	878	952	1115
	2000 x 1200	JFN-MV2-012	2000	1200	730	900	934	1021	1211
	2400 x 1200	JFN-MV2-412	2400	1200	730	961	1002	1104	1329
	Barrel								
	2000 x 1000-1200	JFN-MB2-012	2000	1200	730	1014	1048	1131	1314
2400 x 1000-1300	JFN-MB2-413	2400	1300	730	1107	1149	1256	1490	

Description	Code	W	D	H	Price £				
					A	B	C	D	
Frame Options Suffix Code: S = Silver, W = White									
Vega Wood Oak legs 	Circular								
	800ø	VKN-MC0-800	800ø	730	811	828	871	982	
	1000ø	VKN-MC1-000	1000ø	730	834	853	901	1027	
	1200ø	VKN-MC1-200	1200ø	730	878	902	964	1124	
	1400ø	VKN-MC1-400	1400ø	730	923	952	1024	1212	
	1600ø	VKN-MC1-600	1600ø	730	976	1008	1088	1297	
	Rectangular								
	1200 x 800	VKN-MR1-208	1200	800	730	774	787	819	902
	1400 x 800	VKN-MR1-408	1400	800	730	785	797	829	913
	1600 x 800	VKN-MR1-608	1600	800	730	849	865	905	1010
	1800 x 800	VKN-MR1-808	1800	800	730	852	868	908	1013
	2000 x 1000	VKN-MR2-010	2000	1000	730	879	903	965	1125
	2400 x 1200	VKN-MR2-412	2400	1200	730	944	986	1090	1361
	Oval								
	2000 x 1000	VKN-MV2-010	2000	1000	730	1000	1036	1127	1364
	2000 x 1200	VKN-MV2-012	2000	1200	730	1018	1056	1153	1403
	2400 x 1200	VKN-MV2-412	2400	1200	730	1056	1098	1202	1473
	Barrel								
	2000 x 1000-1200	VKN-MB2-012	2000	1200	730	1029	1068	1167	1425
	2400 x 1000-1300	VKN-MB2-413	2400	1300	730	1087	1132	1245	1536

Description	Code	W	D	H	Price £				
					A	B	C	D	
Frame Options Suffix Code: B = Black, W = White									
Pyramid Wood Oak legs 	Circular								
	800ø	JCN-MC0-800	800ø	730	839	851	881	947	
	1000ø	JCN-MC1-000	1000ø	730	929	946	987	1079	
	1200ø	JCN-MC1-200	1200ø	730	992	1014	1070	1193	
	1400ø	JCN-MC1-400	1400ø	730	1074	1103	1175	1335	
	1600ø	JCN-MC1-600	1600ø	730	1142	1176	1261	1449	
	Rectangular								
	1200 x 800	JCN-MR1-208	1200	800	730	975	988	1022	1096
	1400 x 800	JCN-MR1-408	1400	800	730	991	1006	1044	1127
	1600 x 800	JCN-MR1-608	1600	800	730	1007	1024	1066	1158
	1800 x 800	JCN-MR1-808	1800	800	730	1064	1082	1127	1227
	2000 x 1000	JCN-MR2-010	2000	1000	730	1406	1099	1505	1661
	2400 x 1200	JCN-MR2-412	2400	1200	730	1519	1558	1657	1875
	Oval								
	2000 x 1000	JCN-MV2-010	2000	1000	730	1292	1321	1395	1557
	2000 x 1200	JCN-MV2-012	2000	1200	730	1342	1377	1464	1654
	2400 x 1200	JCN-MV2-412	2400	1200	730	1404	1445	1547	1771
	Barrel								
	2000 x 1000-1200	JCN-MB2-012	2000	1200	730	1457	1491	1574	1757
	2400 x 1000-1300	JCN-MB2-413	2400	1300	730	1549	1592	1698	1932

Cut out for cable management / power units = £100 RRP per module.
Please specify type and position required when ordering. See page 133 for options

Meeting Tables

Description	Code	W	D	H	Price £			
					A	B	C	D
Beech 50mm Dia legs								
Rio square table with standard square top	RIS88	800	800	750	426	435	459	522
	RIS1Ø1Ø	1000	1000	750	457	472	509	607
Rio square table with standard top with radiused corners	RIR88	800	800	750	454	469	506	604
	RIR1Ø1Ø	1000	1000	750	492	510	556	674

Rio



Meeting Tables

Description	Code	W	D	H	Price £				
					A	B	C	D	
Frame Available In Silver Only									
Circular									
	800Ø	MOMTØ8A	800Ø	720	325	342	385	496	
	1000Ø	MOMT1ØA	1000Ø	720	353	372	421	546	
	1200Ø	MOMT12A	1200Ø	720	366	391	452	612	
	1400Ø	MOMT14A	1400Ø	720	408	437	509	697	
1600Ø	MOMT16A	1600Ø	720	461	493	574	782		
Rectangular									
	1200 x 800	MOIT12A	1200	800	720	308	321	353	436
	1400 x 800	MOIT14A	1400	800	720	314	326	358	442
	1600 x 800	MOIT16A	1600	800	720	345	361	401	506
	1800 x 800	MOIT18A	1800	800	720	356	372	413	517
Oval									
	2000 x 1000	MOC2Ø1ØA	2000	1000	720	528	564	655	892
	2000 x 1200	MOC2Ø12A	2000	1200	720	548	586	683	933
	2400 x 1200	MOC2412A	2400	1200	720	577	618	723	994

Axis



Description	Code	W	D	H	Price £				
					A	B	C	D	
Frame Available In Silver Only									
Rectangular									
	1200 x 800	MOIT12I	1200	800	745	556	569	601	684
	1400 x 800	MOIT14I	1400	800	745	578	591	623	706
	1600 x 800	MOIT16I	1600	800	745	603	620	660	764
	1800 x 800	MOIT18I	1800	800	745	684	700	740	845
	2000 x 1000	MORC2Ø1ØI	2000	1000	745	746	770	832	992
	2400 x 1200	MORC2412I	2400	1200	745	806	847	952	1223
Barrel									
	2000 x 1000-1200	MOBC2Ø12I	2000	1200	745	829	869	968	1225
	2400 x 1000-1300	MOBC2413I	2400	1300	745	949	994	1106	1398

Infinity



Description	Code	W	D	H	Price £				
					A	B	C	D	
Frame Available In Silver Only									
Circular									
	1000Ø	MOMT1ØW	1000Ø	720	347	366	414	540	
	1200Ø	MOMT12W	1200Ø	720	383	408	469	629	
	1400Ø	MOMT14W	1400Ø	720	431	460	532	720	
	1600Ø	MOMT16W	1600Ø	720	490	522	602	811	
Rectangular									
	1200 x 800	MOIT12W	1200	800	720	539	552	584	667
	1400 x 800	MOIT14W	1400	800	720	553	566	598	681
	1600 x 800	MOIT16W	1600	800	720	568	584	625	729
	1800 x 800	MOIT18W	1800	800	720	581	597	637	742
	2000 x 1000	MORC2Ø1ØW	2000	1000	720	657	682	743	903
	2400 x 1200	MORC2412W	2400	1200	720	704	746	850	1121
Oval									
	2000 x 1000	MOC2Ø1ØW	2000	1000	720	734	770	861	1098
	2000 x 1200	MOC2Ø12W	2000	1200	720	760	798	894	1145
	2400 x 1200	MOC2412W	2400	1200	720	858	900	1004	1275
Barrel									
	2000 x 1000-1200	MOBC2Ø12W	2000	1200	720	767	807	906	1163
	2400 x 1000-1300	MOBC2413W	2400	1300	720	837	882	994	1286

Arrow



Cut out for cable management / power units = £100 RRP per module.
Please specify type and position required when ordering. See page 133 for options

Cruise Conference Tables

Infinity Conference Tables

Description	Code	W	D	H	Price £			
					A	B	C	D
Chrome / Black Frame and Base								
Cruise rectangular meeting table	CRTR2612	2600	1200	730	1374	1402	1471	1652
Cruise rectangular meeting table	CRTR1608	1600	800	730	790	806	846	951
	CRTR1808	1800	800	730	801	818	858	964
	CRTR2010	2000	1000	730	834	853	901	1027
	CRTR2408	2400	800	730	1079	1098	1148	1278
	CRTR2409	2400	900	730	1100	1120	1171	1303
	CRTR2410	2400	1000	730	1117	1140	1196	1342
Cruise circular meeting table	CRTC10	1000Ø		730	598	617	664	787



Cut out for cable management / power units = £100 RRP per module.
Please specify type and position required when ordering. See page 133 for options

Description	Code	W	D	H	Price £			
					A	B	C	D
Frame Available In Silver Only								
Starter Module	IRC1412S	1400	1250	745	904	926	979	1118
	IRC1612S	1600	1250	745	963	988	1049	1209
	IRC1812S	1800	1250	745	1008	1035	1102	1276
	IRC2012S	2000	1250	745	1077	1106	1179	1366
	IRC2412S	2400	1250	745	1190	1225	1313	1543
	IRC1416S	1400	1650	745	954	981	1048	1222
Add on Module	IRC1616S	1600	1650	745	1017	1044	1114	1295
	IRC1816S	1800	1650	745	1088	1121	1204	1420
	IRC2016S	2000	1650	745	1160	1199	1298	1556
	IRC2416S	2400	1650	745	1166	1209	1316	1594
	IRC1412A	1400	1250	745	811	832	886	1025
	IRC1612A	1600	1250	745	871	896	957	1117
Add on Module	IRC1812A	1800	1250	745	916	943	1010	1184
	IRC2012A	2000	1250	745	985	1014	1087	1274
	IRC2412A	2400	1250	745	1098	1133	1221	1451
	IRC1416A	1400	1650	745	873	900	967	1141
	IRC1616A	1600	1650	745	934	962	1031	1212
	IRC1816A	1800	1650	745	1006	1039	1122	1338
Add on Module	IRC2016A	2000	1650	745	1077	1117	1216	1473
	IRC2416A	2400	1650	745	1173	1216	1323	1601

Starter Module




Add on Module



Pyramid Steel Conference Tables

Description	Code	W	D	H	Price £			
					A	B	C	D
Frame Options Suffix Code: B = Black, W = White								
Freestanding table	JFN-MF1-41Ø	1400	1000	730	670	688	731	826
	JFN-MF1-61Ø	1600	1000	730	689	708	755	860
	JFN-MF1-81Ø	1800	1000	730	793	814	866	980
	JFN-MF2-Ø1Ø	2000	1000	730	815	837	894	1020
	JFN-MF2-21Ø	2200	1000	730	837	861	922	1057
	JFN-MF2-41Ø	2400	1000	730	853	879	945	1088
	JFN-MF1-412	1400	1250	730	764	784	835	946
	JFN-MF1-612	1600	1250	730	789	811	868	992
	JFN-MF1-812	1800	1250	730	906	931	992	1128
	JFN-MF2-Ø12	2000	1250	730	931	958	1026	1175
	JFN-MF2-212	2200	1250	730	957	986	1059	1219
	JFN-MF2-412	2400	1250	730	991	1022	1101	1275
	JFN-MF1-416	1400	1650	730	826	851	914	1052
	JFN-MF1-616	1600	1650	730	857	885	955	1109
	JFN-MF1-816	1800	1650	730	980	1011	1087	1256
	JFN-MF2-Ø16	2000	1650	730	1010	1044	1128	1313
	JFN-MF2-216	2200	1650	730	1042	1078	1169	1368
	JFN-MF2-416	2400	1650	730	1077	1116	1213	1426



Pyramid Steel Conference Tables

Description	Code	W	D	H	Price £				
					A	B	C	D	
Frame Options Suffix Code: B = Black, W = White									
Starter module	JFN-MS1-41Ø	1400	1000	730	724	741	784	879	
	JFN-MS1-16Ø	1600	1000	730	742	761	809	914	
	JFN-MS1-81Ø	1800	1000	730	765	786	837	951	
	JFN-MS2-Ø1Ø	2000	1000	730	786	809	866	991	
	JFN-MS2-21Ø	2200	1000	730	808	833	894	1028	
	JFN-MS1-412	1400	1250	730	817	837	887	998	
	JFN-MS1-612	1600	1250	730	841	864	920	1045	
	JFN-MS1-812	1800	1250	730	876	901	963	1098	
	JFN-MS2-Ø12	2000	1250	730	901	928	996	1145	
	JFN-MS2-212	2200	1250	730	927	956	1029	1189	
	JFN-MS1-416	1400	1650	730	887	912	975	1113	
	JFN-MS1-616	1600	1650	730	918	946	1016	1170	
	JFN-MS1-816	1800	1650	730	959	989	1066	1234	
	JFN-MS2-Ø16	2000	1650	730	989	1023	1107	1292	
	JFN-MS2-216	2200	1650	730	1021	1057	1148	1347	
	Add on module	JFN-MA1-41Ø	1400	1000	730	564	581	625	719
		JFN-MA1-61Ø	1600	1000	730	582	602	679	754
		JFN-MA1-81Ø	1800	1000	730	605	626	677	791
		JFN-MA2-Ø1Ø	2000	1000	730	626	649	706	831
		JFN-MA1-412	1400	1250	730	640	660	711	822
JFN-MA1-612		1600	1250	730	665	687	744	868	
JFN-MA1-812		1800	1250	730	700	725	786	922	
JFN-MA2-Ø12		2000	1250	730	725	752	819	968	
JFN-MA1-416		1400	1650	730	704	729	792	929	
JFN-MA1-616		1600	1650	730	734	762	833	987	
JFN-MA1-816		1800	1650	730	775	806	883	1051	
JFN-MA2-Ø16		2000	1650	730	806	839	923	1109	
End module		JFN-ME1-41Ø	1400	1000	730	593	610	653	748
		JFN-ME1-61Ø	1600	1000	730	611	630	678	783
		JFN-ME1-81Ø	1800	1000	730	634	654	706	820
		JFN-ME2-Ø1Ø	2000	1000	730	655	677	734	860
		JFN-ME2-21Ø	2200	1000	730	677	702	763	897
		JFN-ME1-412	1400	1250	730	670	690	740	851
		JFN-ME1-612	1600	1250	730	694	717	774	898
		JFN-ME1-812	1800	1250	730	730	754	816	951
	JFN-ME2-Ø12	2000	1250	730	754	781	849	998	
	JFN-ME2-212	2200	1250	730	780	809	882	1042	
	JFN-ME1-416	1400	1650	730	725	750	813	951	
	JFN-ME1-616	1600	1650	730	756	784	854	1008	
	JFN-ME1-816	1800	1650	730	797	827	904	1072	
	JFN-ME2-Ø16	2000	1650	730	827	861	945	1130	
	JFN-ME2-216	2200	1650	730	859	895	986	1185	



Cut out for cable management / power units = £100 RRP per module.
Please specify type and position required when ordering. See page 125 for options

Pyramid Wood Conference Tables

Description	Code	W	D	H	Price £			
					A	B	C	D
Frame Options Suffix Code: B = Black, W = White								
Freestanding table Oak legs	JCN-MF1-41Ø	1400	1000	730	1113	1130	1174	1268
	JCN-MF1-61Ø	1600	1000	730	1131	1150	1198	1303
	JCN-MF1-81Ø	1800	1000	730	1236	1257	1309	1422
	JCN-MF2-Ø1Ø	2000	1000	730	1257	1280	1337	1462
	JCN-MF2-21Ø	2200	1000	730	1280	1304	1365	1500
	JCN-MF2-41Ø	2400	1000	730	1296	1322	1387	1531
	JCN-MF1-412	1400	1250	730	1207	1227	1277	1388
	JCN-MF1-612	1600	1250	730	1231	1254	1311	1435
	JCN-MF1-812	1800	1250	730	1349	1374	1435	1571
	JCN-MF2-Ø12	2000	1250	730	1373	1401	1468	1617
	JCN-MF2-212	2200	1250	730	1400	1429	1501	1661
	JCN-MF2-412	2400	1250	730	1433	1465	1544	1717
	JCN-MF1-416	1400	1650	730	1269	1294	1357	1495
	JCN-MF1-616	1600	1650	730	1299	1327	1398	1552
	JCN-MF1-816	1800	1650	730	1423	1453	1530	1699
	JCN-MF2-Ø16	2000	1650	730	1453	1487	1571	1756
	JCN-MF2-216	2200	1650	730	1485	1521	1612	1811
	JCN-MF2-416	2400	1650	730	1520	1558	1655	1869




Pyramid Wood Conference Tables

Description	Code	W	D	H	Price £				
					A	B	C	D	
Frame Options Suffix Code: B = Black, W = White									
Starter module Oak legs	JCN-MS1-41Ø	1400	1000	730	1167	1184	1227	1322	
	JCN-MS1-16Ø	1600	1000	730	1185	1204	1252	1357	
	JCN-MS1-81Ø	1800	1000	730	1208	1228	1280	1394	
	JCN-MS2-Ø1Ø	2000	1000	730	1229	1251	1308	1434	
	JCN-MS2-21Ø	2200	1000	730	1251	1275	1337	1471	
	JCN-MS1-412	1400	1250	730	1259	1279	1330	1441	
	JCN-MS1-612	1600	1250	730	1284	1307	1363	1488	
	JCN-MS1-812	1800	1250	730	1319	1344	1405	1541	
	JCN-MS2-Ø12	2000	1250	730	1344	1371	1439	1588	
	JCN-MS2-212	2200	1250	730	1370	1399	1472	1632	
	JCN-MS1-416	1400	1650	730	1330	1355	1418	1555	
	JCN-MS1-616	1600	1650	730	1360	1388	1459	1613	
	JCN-MS1-816	1800	1650	730	1401	1432	1509	1677	
	JCN-MS2-Ø16	2000	1650	730	1432	1465	1549	1735	
	JCN-MS2-216	2200	1650	730	1463	1500	1590	1790	
	Add on module Oak legs	JCN-MA1-41Ø	1400	1000	730	786	803	846	941
		JCN-MA1-61Ø	1600	1000	730	804	823	871	975
		JCN-MA1-81Ø	1800	1000	730	826	847	899	1013
		JCN-MA2-Ø1Ø	2000	1000	730	847	870	927	1053
		JCN-MA1-412	1400	1250	730	861	882	932	1043
JCN-MA1-612		1600	1250	730	886	909	965	1090	
JCN-MA1-812		1800	1250	730	921	946	1008	1143	
JCN-MA2-Ø12		2000	1250	730	946	973	1041	1190	
JCN-MA1-416		1400	1650	730	925	950	1013	1151	
JCN-MA1-616		1600	1650	730	956	984	1054	1208	
JCN-MA1-816		1800	1650	730	997	1027	1104	1272	
JCN-MA2-Ø16		2000	1650	730	1027	1061	1145	1330	
End module Oak legs		JCN-ME1-41Ø	1400	1000	730	814	831	875	969
		JCN-ME1-61Ø	1600	1000	730	832	852	899	1004
		JCN-ME1-81Ø	1800	1000	730	855	876	927	1041
		JCN-ME2-Ø1Ø	2000	1000	730	876	899	956	1081
		JCN-ME2-21Ø	2200	1000	730	898	923	984	1118
		JCN-ME1-412	1400	1250	730	891	911	962	1073
		JCN-ME1-612	1600	1250	730	916	938	995	1119
		JCN-ME1-812	1800	1250	730	951	976	1037	1173
	JCN-ME2-Ø12	2000	1250	730	976	1003	1070	1219	
	JCN-ME2-212	2200	1250	730	1002	1031	1103	1263	
	JCN-ME1-416	1400	1650	730	947	972	1034	1172	
	JCN-ME1-616	1600	1650	730	977	1005	1075	1230	
	JCN-ME1-816	1800	1650	730	1018	1049	1125	1294	
	JCN-ME2-Ø16	2000	1650	730	1048	1082	1166	1351	
	JCN-ME2-216	2200	1650	730	1080	1116	1207	1406	



Cut out for cable management / power units = £100 RRP per module.
Please specify type and position required when ordering. See page 133 for options




Vega Conference Tables

Description	Code	W	D	H	Price £			
					A	B	C	D
Frame Options Suffix Code: B = Black, S = Silver, W = White								
Freestanding table 	VRC1412F	1400	1250	720	874	919	1031	1323
	VRC1612F	1600	1250	720	933	984	1113	1447
	VRC1812F	1800	1250	720	1006	1065	1212	1595
	VRC2012F	2000	1250	720	1103	1161	1305	1681
	VRC2212F	2200	1250	720	1162	1227	1391	1815
	VRC2412F	2400	1250	720	1220	1293	1475	1948
	VRC1416F	1400	1650	720	1061	1116	1253	1607
	VRC1616F	1600	1650	720	1137	1203	1366	1790
	VRC1816F	1800	1650	720	1227	1303	1493	1987
	VRC2016F	2000	1650	720	1342	1422	1623	2145
	VRC2216F	2200	1650	720	1418	1508	1732	2317
	VRC2416F	2400	1650	720	1497	1593	1834	2460

3200 x 1650 Vega table in Walnut shown with optional aluminium cable hole tidy. Visita cantilever chairs.



Vega Conference Tables

Description	Code	W	D	H	Price £				
					A	B	C	D	
Frame Options Suffix Code: B = Black, S = Silver, W = White									
Starter module 	VRC1412S	1400	1250	720	888	933	1045	1337	
	VRC1612S	1600	1250	720	961	1012	1141	1475	
	VRC1812S	1800	1250	720	1054	1113	1260	1643	
	VRC2012S	2000	1250	720	1117	1175	1319	1695	
	VRC2212S	2200	1250	720	1172	1237	1378	1747	
	VRC1416S	1400	1650	720	1072	1127	1263	1618	
	VRC1616S	1600	1650	720	1162	1227	1391	1815	
	VRC1816S	1800	1650	720	1272	1348	1538	2032	
	VRC2016S	2000	1650	720	1351	1432	1632	2154	
	VRC2216S	2200	1650	720	1422	1516	1726	2276	
	Add on module 	VRC1412A	1400	1250	720	725	770	883	1174
		VRC1612A	1600	1250	720	820	871	1000	1334
VRC1812A		1800	1250	720	878	944	1107	1531	
VRC2012A		2000	1250	720	941	998	1143	1519	
End module 	VRC1416A	1400	1650	720	885	939	1076	1431	
	VRC1616A	1600	1650	720	995	1047	1175	1509	
	VRC1816A	1800	1650	720	1072	1148	1338	1832	
	VRC2016A	2000	1650	720	1151	1232	1432	1954	
	VRC1412E	1400	1250	720	699	744	856	1148	
	VRC1612E	1600	1250	720	770	822	950	1284	
	VRC1812E	1800	1250	720	865	923	1071	1454	
	VRC2012E	2000	1250	720	927	984	1129	1505	
	VRC2212E	2200	1250	720	982	1045	1187	1556	
	VRC1416E	1400	1650	720	860	915	1051	1406	
	VRC1616E	1600	1650	720	950	1015	1179	1603	
	VRC1816E	1800	1650	720	1061	1137	1327	1821	
VRC2016E	2000	1650	720	1141	1221	1422	1944		
VRC2216E	2200	1650	720	1211	1305	1517	2067		

Cut out for cable management / power units = £100 RRP per module.
Please specify type and position required when ordering. See page 133 for options

Vega Wood Conference Tables

Description	Code	W	D	H	Price £			
					A	B	C	D
Frame Options Suffix Code: S = Silver, W = White								
Freestanding table	VKN-MF1-412	1400	1250	730	1206	1251	1363	1655
Oak legs	VKN-MF1-612	1600	1250	730	1265	1316	1445	1779
	VKN-MF1-812	1800	1250	730	1338	1397	1544	1927
	VKN-MF2-Ø12	2000	1250	730	1435	1493	1637	2013
	VKN-MF2-212	2200	1250	730	1494	1559	1723	2147
	VKN-MF2-412	2400	1250	730	1552	1625	1807	2280
	VKN-MF1-416	1400	1650	730	1393	1448	1585	1939
	VKN-MF1-616	1600	1650	730	1469	1535	1698	2122
	VKN-MF1-816	1800	1650	730	1559	1635	1825	2319
	VKN-MF2-Ø16	2000	1650	730	1674	1754	1955	2477
	VKN-MF2-216	2200	1650	730	1750	1840	2064	2649
	VKN-MF2-416	2400	1650	730	1829	1925	2166	2792



Vega Wood Conference Tables

Description	Code	W	D	H	Price £			
					A	B	C	D
Frame Options Suffix Code: S = Silver, W = White								
Starter module	VKN-MS1-412	1400	1250	730	1220	1265	1377	1669
Oak legs	VKN-MS1-612	1600	1250	730	1293	1344	1473	1807
	VKN-MS1-812	1800	1250	730	1386	1445	1592	1975
	VKN-MS2-Ø12	2000	1250	730	1449	1507	1651	2027
	VKN-MS2-212	2200	1250	730	1504	1562	1706	2082
	VKN-MS1-416	1400	1650	730	1404	1459	1595	1950
	VKN-MS1-616	1600	1650	730	1494	1559	1723	2147
	VKN-MS1-816	1800	1650	730	1604	1680	1870	2364
	VKN-MS2-Ø16	2000	1650	730	1683	1764	1964	2486
	VKN-MS2-216	2200	1650	730	1754	1835	2035	2557
Add on module	VKN-MA1-412	1400	1250	730	891	936	1049	1340
Oak legs	VKN-MA1-612	1600	1250	730	986	1037	1166	1500
	VKN-MA1-812	1800	1250	730	1044	1110	1273	1697
	VKN-MA2-Ø12	2000	1250	730	1107	1164	1309	1685
	VKN-MA1-416	1400	1650	730	1051	1105	1242	1597
	VKN-MA1-616	1600	1650	730	1161	1213	1341	1675
	VKN-MA1-816	1800	1650	730	1238	1314	1504	1998
	VKN-MA2-Ø16	2000	1650	730	1317	1398	1598	2120
End module	VKN-ME1-412	1400	1250	730	865	910	1022	1314
Oak legs	VKN-ME1-612	1600	1250	730	936	988	1116	1450
	VKN-ME1-812	1800	1250	730	1031	1089	1237	1620
	VKN-ME2-Ø12	2000	1250	730	1093	1150	1295	1671
	VKN-ME2-212	2200	1250	730	1148	1205	1350	1726
	VKN-ME1-416	1400	1650	730	1026	1081	1217	1572
	VKN-ME1-616	1600	1650	730	1116	1181	1345	1769
	VKN-ME1-816	1800	1650	730	1227	1303	1493	1987
	VKN-ME2-Ø16	2000	1650	730	1307	1387	1588	2110
	VKN-ME2-216	2200	1650	730	1377	1457	1658	2180



Cut out for cable management / power units = £100 RRP per module.
Please specify type and position required when ordering. See page 133 for options

Accessories Desking Power & Data

Accessories Meeting Table Power & Data





Description	Code	W	D	H	Price £
 Konnektive above desk power module Includes 2m leads and fixing brackets					
2 x UK power	KD2P2M				81
2 x UK power / 2 x Cat 5 Data	KD2P2D2M				114
3 x UK power / 2 x Cat 5 Data	KD3P2D2M				166
4 x UK power / 2 x Cat 5 Data	KD4P2D2M				185
2 x UK power / 2 x Cat 5 Data / USB smart charging	KD2P2DUSB2M				262
Available in Black / Grey / White					
 Stella above desk power module Includes 2m leads and fixing brackets					
2 x UK power	SD2P2M		88	68	88
2 x UK power / 2 x Cat 5 Data	SD2P2D2M		88	68	121
3 x UK power / 2 x Cat 5 Data	SD3P2D2M		88	68	136
4 x UK power / 2 x Cat 5 Data	SD4P2D2M		88	68	163
2 x UK power / 2 x Cat 5 Data / USB smart charging	SD2P2DUSB2M		88	68	202
Available in Black / Grey / White Compatible with single sided screens					
 Neptune through desk port hole module Includes 2m leads					
1 x UK power	PH1P2M		95ø		80
1 x UK power / 1 x Cat 5 Data	PH1P1D2M		95ø		107
1 x UK power / USB smart charging	PH1PUSB2M		95ø		163
1 x UK power / 1 x Cat 5 Data / USB smart charging	PH1P1DUSB2M		95ø		196
Available in Black / Grey / White Requires 80mm port hole to fit					
 Under desk power module 4 x power sockets with 1 switch 2m leads	M04GPS	342	55	41	47
Under desk power module 3 x power sockets with 1 switch 2m leads	M03GPS	273	55	41	40
Under desk power module 2 x power sockets with 1 switch 2m leads	M02GPS	204	55	41	35
 2m power lead	MOMLP2M				14
3m power lead	MOMLP3M				17
1m connecting lead	MOMCP1M				10
2m connecting lead	MOMCP2M				13

Description	Code	W	D	H	Price £
 Aero flip and reveal power module Includes 2m leads					
2 x UK power / 2 x Cat 5 Data	AF2P2D	238	148		212
3 x UK power / 2 x Cat 5 Data	AF3P2D	305	148		247
4 x UK power / 4 x Cat 5 Data	AF4P2D	424	148		306
2 x UK power / 2 x Cat 5 Data / HDMI / SVGA / Audio	AF2P2DHDVGAAUD	318	148		565
2 x UK power / 2 x Cat 5 Data / USB smart charging	AF2P2DUSB	305	148		361
Available in Black / Grey / White					
 Kompact power module Includes 2m leads					
2 x UK power / 2 x Cat 5 Data	KF2P2D	238	113		204
3 x UK power / 2 x Cat 5 Data	KF3P2D	305	113		239
4 x UK power / 4 x Cat 5 Data	KF4P2D	424	113		298
2 x UK power / 2 x Cat 5 Data / HDMI / SVGA / Audio	KF2P2DHDVGAAUD	318	113		557
2 x UK power / 2 x Cat 5 Data / USB smart charging	KF2P2DUSB	305	113		353
Available in Black / Grey / White					
 Delta flip and reveal power module Includes 2m leads					
2 x UK power / 2 x Cat 5 Data	DF2P2D	269	152		214
3 x UK power / 2 x Cat 5 Data	DF3P2D	319	152		252
4 x UK power / 4 x Cat 5 Data	DF4P2D	419	152		333
2 x UK power / 2 x Cat 5 Data / HDMI / SVGA / Audio	DF2P2DHDVGAAUD	319	152		369
2 x UK power / 2 x Cat 5 Data / USB smart charging	DF2P2DUSB	319	152		383
Available in Black / Grey / White Suitable for 38mm thick tops					
 Neptune manual rotate and reveal power module Includes 2m leads					
2 x UK power / 2 x Cat 5 Data	NF2P2D	301	125		421
3 x UK power / 2 x Cat 5 Data	NF3P2D	351	125		471
4 x UK power / 4 x Cat 5 Data	NF4P2D	406	125		538
2 x UK power / 2 x Cat 5 Data / HDMI / SVGA / Audio	NF2P2DHDVGAAUD	351	125		571
2 x UK power / 2 x Cat 5 Data / USB smart charging	NF2P2DUSB	351	125		580
Available in Black / Grey / White Suitable for 38mm thick tops					
 Jupiter touch operated powered rotate and reveal power module Includes 2m leads					
2 x UK power / 2 x Cat 5 Data	JF2P2D	301	125		811
3 x UK power / 2 x Cat 5 Data	JF3P2D	351	125		848
4 x UK power / 4 x Cat 5 Data	JF4P2D	406	125		1007
2 x UK power / 2 x Cat 5 Data / HDMI / SVGA / Audio	JF2P2DHDVGAAUD	351	125		1022
2 x UK power / 2 x Cat 5 Data / USB smart charging	JF2P2DUSB	351	125		937
Available in Black / Grey / White Suitable for 38mm thick tops					

Accessories Cable Management

Description	Code	W	D	H	Price £
 Cable tray For fitting to modesty panels	MOCT15	1400	137		61
	MOCT10	1000	137		43
	MOCT85	850	137		34
 Cable tray set Includes fit anywhere hangers	SMTCTSL	1400-2000	150		138
	SMTCTSS	900-1400	150		119
 Slinky Tray to floor cable management for standard height desking	MOFCR			720	43
 Extendable spiral cable spine	CAB-SPI-FLX-SIL			680-1180	83
	CAB-SPI-FLX-WHT			680-1180	83
 Extendable spiral cable spine Suitable for height adjustable desking					
 Cable management rib cage Self adhesive with additional screw fixing positions Suitable for horizontal and vertical management	RC550	550	50ø		20
 Aluminium cable hole tidy	CHTALUS	80	80	25	19
	CHTALUR	150	80	25	24
	CHTALUR27	270	120	25	35
	CHTALUR45	450	120	25	52
 White port hole cover Black port hole cover	MOCPW		80ø	25	3
	MOCPB		80ø	25	3
 Double sided cable hole tidy Hinged flaps	CHTALUDR	398	214	25	108

Accessories IT Accessories

Description	Code	W	D	H	Price £
 Desk mounted gas lift monitor arm (Supports monitors up to 5kg)	DMGLMO				112
 Desk mounted heavy duty aluminium gas lift monitor arm (Supports monitors from 4kg up to 9kg)	DMHDGLMO				209
 Screen mounted monitor arm	MOTRFSA				210
 Desk mounted CPU holder Allows use of sliding tops (Only available in Black)	SCPUB				35



Storage MFC Pedestals

Storage MFC Pedestals

Description	Code	W	D	H	Price £			
					A	B	C	D
Fixed pedestals								
2 Drawer	MPWF2	430	600	465	169	186	203	-
2 Drawer heavy duty	MPWF2H	430	600	465	214	235	257	-
3 Drawer	MPWF3	430	600	465	169	186	203	-
For use with 800d contrax2 rectangular desks only								
Mobile pedestals								
2 Drawer	MPW62	430	600	540	204	225	245	-
2 Drawer heavy duty	MPW62H	430	600	540	258	284	309	-
3 Drawer	MPW63	430	600	540	204	225	245	-
Seat pad for mobile 2 drawer pedestal	PSP	430	600	50	124	134	144	149
Please refer to page 221 for fabric options.								
High mobile								
3 Drawer	HMPW63	430	600	605	242	266	290	-
3 Drawer heavy duty	HMPW63H	430	600	605	327	360	393	-
Slimline high mobile	SHMPW63	325	600	605	229	252	275	-
Personal storage unit (Includes 1 shelf)	SPSU	310	600	605	211	232	253	-

Description	Code	W	D	H	Price £		
					A	B	C
Desk high 600d							
2 Drawer	DHW62	430	600	720	251	277	302
3 Drawer	DHW63	430	600	720	251	277	302
3 Drawer heavy duty	DHW63H	430	600	720	314	345	376
4 Drawer	DHW64	430	600	720	251	277	302
Desk high support ped without top 600d							
3 Drawer	DHSW63	430	600	695	235	259	282
3 Drawer heavy duty	DHSW63H	430	600	695	300	330	360
Desk high 800d							
2 Drawer	DHW82	430	800	720	276	304	331
3 Drawer	DHW83	430	800	720	276	304	331
3 Drawer heavy duty	DHW83H	430	800	720	341	375	410
4 Drawer	DHW84	430	800	720	276	304	331
Desk high support ped without top 800d							
3 Drawer	DHSW83	430	800	695	262	288	315
3 Drawer heavy duty	DHSW83H	430	800	695	328	361	394

Options

Description	Unit Type	Code	W	D	H	Price £
Aero handle matt chrome	Storage	MOPHDS	225	30		5
	Pedestals	MOPHDP	225	30		5
Flat D handle brushed metal	Storage	MOH192AS	200	30		9
	Pedestals	MOH192AP	200	30		9
Tapered handle matt chrome	Storage	MOH192BS	205	37		9
	Pedestals	MOH192BP	205	37		9
Bar handle matt chrome	Storage	MOH192CS	220	35		9
	Pedestals	MOH192CP	220	35		9
Pen tray	For standard pedestal	MOPPT	335	215	30	6
	For heavy duty pedestal	MOMPPT	335	215	30	6

Storage

Description	Code	W	D	H	Price £				
					A	B	C	D	
Steel									
High mobile bow front									
 3 Drawer – Black	BHMPW63B	390	565	600	249	-	-	-	
3 Drawer – Silver	BHMPW63	390	565	600	249	-	-	-	
3 Drawer – White	BHMPW63W	390	565	600	249	-	-	-	
Includes pen tray									
Slimline mobile bow front									
 3 Drawer – Black	BSHMPW63B	310	565	560	249	-	-	-	
3 Drawer – Silver	BSHMPW63	310	565	560	249	-	-	-	
3 Drawer – White	BSHMPW63W	310	565	560	249	-	-	-	
Includes pen tray									
Return Caddies									
 One drawer (Left / right handed) Fits A4 suspension files 305mm Left hand shown	MOIRC1DL/R	450	815	570	531	584	690	-	
 Two drawer (Non-handed) Fits A4 suspension files 305mm	MOIRC2D	450	815	570	641	705	833	-	
 Three drawer (Left / right handed) Fits A4 suspension files 305mm Left hand shown	MOIRC3DL/R	450	815	570	752	827	978	-	
 Seat pad to fit return caddies Please refer to page 221 for fabric options.	MOIRCSP	390	420	50	124	134	144	149	

Storage

Description	Code	W	D	H	Price £			
					A	B	C	
Tall Caddies								
 Mobile caddy Open top box and 3 drawers RH illustrated (600d)	MOSMCØ6L/R MOSMCØ8L/R	410 410	600 800	1170 1170	449 526	494 579	584 684	
 Mobile caddy With side opening tambour and 3 drawers RH illustrated (600d)	MOSMCTØ6L/R MOSMCTØ8L/R	410 410	600 800	1170 1170	615 702	677 772	800 912	
 Filing cabinet 4 Drawer Carcass in matching finish	MOS4DFC	500	600	1410	675	743	878	

Storage




Description	Code	W	D	H	Price £			
					A	B	C	
	Bookcase 1 adjustable shelf	MOQK07	800	350	720	234	258	305
	2 adjustable shelves	MOQK12	800	350	1200	319	351	415
	3 adjustable shelves	MOQK16 *	800	350	1600	399	439	519
	4 adjustable shelves	MOQK20 *	800	350	2000	462	508	601
	1 adjustable shelf	MOQK0710	1000	350	720	259	285	337
	2 adjustable shelves	MOQK1210	1000	350	1200	351	386	456
	3 adjustable shelves	MOQK1610 *	1000	350	1600	439	483	570
	4 adjustable shelves	MOQK2010 *	1000	350	2000	508	559	661
	Bookcase 1 adjustable shelf	MOQR0708	800	350	720	353	388	459
	2 adjustable shelves	MOQR1208	800	350	1200	482	530	626
	3 adjustable shelves	MOQR1608 *	800	350	1600	599	659	779
	4 adjustable shelves	MOQR2008 *	800	350	2000	702	772	912
	1 adjustable shelf	MOQR07	1000	350	720	371	408	483
	2 adjustable shelves	MOQR12	1000	350	1200	507	558	659
	3 adjustable shelves	MOQR16 *	1000	350	1600	631	694	821
	4 adjustable shelves	MOQR20 *	1000	350	2000	739	813	961
	Bookcase 1 adjustable shelf	MOQL07	1000	350	720	516	567	670
	2 adjustable shelves	MOQL12	1000	350	1200	657	723	854
	3 adjustable shelves	MOQL16 *	1000	350	1600	873	960	1135
	4 adjustable shelves	MOQL20 *	1000	350	2000	997	1097	1296
	Non locking							
	Open fronted storage unit	MOQF0708	800	500	720	266	293	346
	Silver carcass as standard	MOQF07	1000	500	720	295	325	384
		MOQF12	1000	500	1200	379	417	492
		MOQF16	1000	500	1600	460	506	598
		MOQF20	1000	500	2000	519	571	675
	Double door storage unit	MOQD0708	800	500	720	367	404	477
	Silver carcass as standard	MOQD07	1000	500	720	407	447	529
		MOQD12	1000	500	1200	537	591	698
		MOQD16	1000	500	1600	651	716	846
		MOQD20	1000	500	2000	743	817	965

* Units must be wall fixed when installed





Storage

Description	Code	W	D	H	Price £			
					A	B	C	
	Sliding door storage unit	MOQN07	1000	500	720	410	439	509
	Silver carcass as standard	MOQN12	1000	500	1200	514	551	643
		MOQN16	1000	500	1600	594	637	747
		MOQN20	1000	500	2000	738	795	938
	Frosted glass door storage unit	MOQG07	1000	500	720	542	597	705
	Silver carcass as standard	MOQG12	1000	500	1200	698	767	907
		MOQG16	1000	500	1600	857	943	1114
	Non locking	MOQG20	1000	500	2000	1020	1122	1326
	Side opening tambour unit	MOQT0708	800	500	720	502	552	652
	Silver carcass / tambour	MOQT07	1000	500	720	553	609	719
		MOQT12	1000	500	1200	690	759	897
		MOQT16	1000	500	1600	807	887	1049
		MOQT20	1000	500	2000	901	991	1171
	Side opening tambour unit	MOQT0708WT	800	500	720	502	552	652
	White carcass / tambour	MOQT07WT	1000	500	720	553	609	719
		MOQT12WT	1000	500	1200	690	759	897
	Combination storage unit	MOQQ20	1000	500	2000	800	880	1040
	Silver carcass as standard							
Internal heights of storage compartments are 1125mm / 790mm								





Storage

Description	Code	W	D	H	Price £		
					A	B	C
 <p>Double door storage unit</p> <p>To be positioned across the end of 1250 deep back to back bench desks</p> <p>Includes shelves</p> <p>Silver carcass as standard</p>	MOQCR125	1250	500	720	576	634	749
 <p>Three door storage unit</p> <p>Includes shelves</p> <p>Silver carcass as standard</p>	MOQCR150	1500	500	720	656	722	853
 <p>Four door storage unit</p> <p>To be positioned across the end of 1650 deep back to back bench desks</p> <p>Includes shelves</p> <p>Silver carcass as standard</p>	MOQCR165	1650	500	720	844	929	1098
 <p>Four door storage unit</p> <p>Includes shelves</p> <p>Silver carcass as standard</p>	MOQCR200	2000	500	720	884	973	1150
 <p>Sider</p> <p>Two filing cradle 800w</p> <p>Two filing cradle 1000w</p> <p>Silver carcass as standard</p> <p>Includes file conversion bars</p> <p>Fits foolscap and A4 files</p>	MOQSF08	800	500	725	836	919	1086
	MOQSF	1000	500	725	914	1005	1188
	MOQSFS	1000	500	725	719	742	801

Storage

Description	Code	W	D	H	Price £		
					A	B	C
 <p>Credenza with drawer and door</p> <p>Integral locking glass fronted 58 litre fridge with 1 fixed and 2 adjustable shelves.</p> <p>Chrome feet</p> <p>Silver carcass as standard</p>	MOQH168L/R	1000	600	815	2124	2201	2358
 <p>Credenza with drawer and door</p> <p>Integral glass fronted 48 litre fridge with 2 adjustable shelves.</p> <p>Silver carcass as standard</p>	MOQH157L/R	1000	500	720	1428	1498	1638
 <p>Glass tops for storage</p> <p>Available in White, Black or frosted</p>	GT205	2000	500		POA	-	-
	GT165	1650	500		POA	-	-
	GT155	1500	500		POA	-	-
	GT125	1250	500		POA	-	-
	GT105	1000	500		POA	-	-
	GT103	1000	350		POA	-	-
	GT085	800	500		POA	-	-
 <p>Mobile conversion kit</p> <p>Set of 4 castors</p> <p>For use on 500d storage only up to 1200h max</p>	MOA4BCS			90	73	-	-

Storage Internals







	Description	Code	W	D	H	Price £
	Silver MFC shelves					
	For 800w storage unit	MOQWS08S	745	400	25	37
	For 800w tambour unit	MOQWTS08S	665	400	25	37
	For 1000w storage unit	MOQWS	945	400	25	40
	For 1000w tambour unit	MOQWTS	865	400	25	40
	White MFC shelves					
	For 800w tambour unit	MOQWTS08W	665	400	25	37
	For 1000w tambour unit	MOQWTW	865	400	25	40
	Matching finish available at additional cost					
	Lateral filing shelf					
	For 1000w storage unit	MOQLFS	945	391		59
	For 1000w tambour unit	MOQLFTS	865	391		59
	Rails 330mm apart for A4 folders					
	Pull out suspension filing cradle					
	For 800w storage unit	MOQPSFF08	745	405		157
	For 800w tambour unit	MOQPTSFF08	765	405		157
	Rails 388mm apart for foolscap folders. Not suitable for A4 folders.					
	For 1000w storage unit	MOQPSFF	945	405		157
	For 1000w tambour unit	MOQPTSFF	865	405		157
	Rails 388mm apart for foolscap folders. Includes file conversion bars to store A4 folders .					
	Slotted shelf					
	For 1000w storage unit	MOQSS	945	400		124
	For 1000w tambour unit	MOQTSS	865	400		124
	Pack of five dividers for above	MOQSSD	378	153		63
	A4 conversion crossbar	MOQCCB				10
	Wardrobe rail for 1000w storage units	MOWRAIL	954			56



Box



Box Single Width x Single Height Units

Description	Code	W	D	H	Price £			
					A	B	C	D
White carcasses as standard, for finish options please see page 216					A	B	C	D
 Open front unit With flush back	BX11-OP-NX	497	500	411	135	149	176	-
 Open front unit With inset back	BX11-OP-YX	497	500	411	135	149	176	-
 Hinged door unit With flush back Right / left handed	BX11-HD-NR/L	497	500	411	185	204	241	-
 Hinged door unit With inset back Right / left handed	BX11-HD-YR/L	497	500	411	185	204	241	-
RH shown								
Soft close hinges								
 Twin drawer unit With flush back	BX11-D2-NX	497	500	411	276	304	359	-
 Twin drawer unit With inset back	BX11-D2-YX	497	500	411	276	304	359	-
Single drawer unit With flush back	BX11-D1-NX	497	500	411	244	269	318	-
Single drawer unit With inset back	BX11-D1-YX	497	500	411	244	269	318	-
Upholstered back panel	BX11-BP	497	12	411	95	103	121	124
Pinnable								
Fits to back of carcass								
Requires inset back								



Box Double Width x Single Height Units

Description	Code	W	D	H	Price £			
					A	B	C	D
White carcasses as standard, for finish options please see page 216					A	B	C	D
 Open front unit With flush back	BX21-OP-NX	994	500	411	220	242	286	-
 Open front unit With inset back	BX21-OP-YX	994	500	411	220	242	286	-
 Hinged door unit With flush back	BX21-HD-NX	994	500	411	303	334	394	-
 Hinged door unit With inset back	BX21-HD-YX	994	500	411	303	334	394	-
Soft close hinges								
 Twin drawer unit With flush back	BX21-D2-NX	994	500	411	397	437	517	-
Twin drawer unit With inset back	BX21-D2-YX	994	500	411	397	437	517	-
Sliding door unit with flush back	BX21-SD-NX	994	500	411	347	382	452	-
Sliding door unit with inset back	BX21-SD-YX	994	500	411	347	382	452	-
Upholstered back panel	BX21-BP	994	12	411	136	145	163	165
Pinnable								
Fits to back of carcass								
Requires inset back								

Feet not included please see page 152 for accessories.

Feet not included please see page 152 for accessories.

Box Single Width x Double Height Units




Description	Code	W	D	H	Price £			
					A	B	C	D
White carcasses as standard, for finish options please see page 216								
 Open front unit With flush back	BX12-OP-NX	497	500	822	219	241	285	-
 Open front unit With inset back	BX12-OP-YX	497	500	822	219	241	285	-
Includes Shelf								
 Hinged door unit With flush back Right / left handed	BX12-HD-NR/L	497	500	822	292	322	380	-
 Hinged door unit With inset back Right / left handed	BX12-HD-YR/L	497	500	822	292	322	380	-
Includes Shelf Soft close hinges								
 Upholstered back panel	BX12-BP	497	12	822	120	130	151	155
Pinnable Fits to back of carcass Requires inset back								

Box Double Width x Double Height Units

Description	Code	W	D	H	Price £			
					A	B	C	D
White carcasses as standard, for finish options please see page 216								
 Open front unit With flush back	BX22-OP-NX	994	500	822	318	350	414	-
 Open front unit With inset back	BX22-OP-YX	994	500	822	318	350	414	-
Includes Shelf								
 Hinged door unit With flush back	BX22-HD-NX	994	500	822	446	491	580	-
 Hinged door unit With inset back	BX22-HD-YX	994	500	822	446	491	580	-
Includes Shelf Soft close hinges								
 Sliding door unit With flush back	BX22-SD-NX	994	500	822	491	541	639	-
 Sliding door unit With inset back	BX22-SD-YX	994	500	822	491	541	639	-
Includes Shelf								
 Media unit With flush back	BX22-MU-NX	994	500	822	361	398	470	-
 Media unit With inset back	BX22-MU-YX	994	500	822	361	398	470	-
Screen bracket not included								
 Upholstered back panel	BX22-BP	994	12	411	191	204	232	237
Pinnable Fits to back of carcass Requires inset back								

Feet not included please see page 152 for accessories.

Feet not included please see page 152 for accessories.

Description	Code	W	D	H	Price £				
					A	B	C	D	
Feet / Frame Finish Options Suffix Code: B = Black, S = Silver, W = White									
 Set of feet for 1 unit Either feet or castors must be used for the 1st row of storage	BXXX-FL			90	99	-	-	-	
 Set of castors for 1 unit Either feet or castors must be used for the 1st row of storage	BXXX-CA			90	23	-	-	-	
 Single width shelf	BX1XSH	458	440	18	28	-	-	-	
	BX2XSH	955	440	18	40	-	-	-	
 Square frame set To fit between storage units. Suitable for single and double width units. Supports maximum of 1 double width double height unit.	BXXX-FS	35	500	411	221	-	-	-	
 Wire frame set To fit between storage units. Suitable for single and double width units. Supports maximum of 1 double width double height unit.	BXX1-FW	8	500	411	133	-	-	-	
 Seat pad for single width units	BX1X-SE	497	500	75	131	142	167	171	
Seat pad for double width units	BX2X-SE	994	500	75	173	184	209	213	



Vega Wood back to back bench shown in White with S1 screen. Open fronted and twin drawer Box storage units shown in Tobacco Oak fronts with optional upholstered back panels and square frames.















Soho³ meeting table shown in White. Media unit, sliding door and twin drawer Box storage units shown with optional upholstered back panels and square frames.

















Box Tables

Box Desks




Description	Code	W	D	H	Price £		
Frame Options Suffix Code: B = Black, S = Silver, W = White (Storage not included)					A	B	C
 Soho2 meeting table	BX16-10-S2M	1600	956	730	454	473	520
	BX18-10-S2M	1800	956	730	458	477	525
	BX20-10-S2M	2000	956	730	473	494	547
 Soho3 meeting table Silver and White only	BX16-10-S3M	1600	956	730	454	473	520
	BX18-10-S3M	1800	956	730	458	477	525
	BX20-10-S3M	2000	956	730	473	494	547
 Pyramid steel meeting table Black and White only	BX16-10-PSM	1600	956	730	578	597	644
	BX18-10-PSM	1800	956	730	582	601	649
	BX20-10-PSM	2000	956	730	597	618	671
 Pyramid wood meeting table Black and White only / Oak legs	BX16-10-PWM	1600	956	730	800	819	866
	BX18-10-PWM	1800	956	730	804	823	871
	BX20-10-PWM	2000	956	730	819	840	893
 Vega meeting table Silver and White only	BX16-10-VSM	1600	956	730	584	607	662
	BX18-10-VSM	1800	956	730	587	609	666
	BX20-10-VSM	2000	956	730	605	630	690
 Vega wood meeting table Silver and White only / Oak legs	BX16-10-VWM	1600	956	730	750	773	828
	BX18-10-VWM	1800	956	730	753	775	832
	BX20-10-VWM	2000	956	730	771	796	856

Description	Code	W	D	H	Price £		
Desk Top Options: P = Ports, N = No Ports, S = Scallop, L = Long Scallop (Options S & L = £30 Surcharge per top) Frame Options Suffix Code: B = Black, S = Silver, W = White (Storage not included)					A	B	C
 Soho2 single desk	BX16-08-S2P	1600	800	730	423	439	478
	BX18-08-S2P	1800	800	730	426	442	482
	BX20-08-S2P	2000	800	730	439	456	500
 Soho2 back to back desk	BX16-16-S2P	1600	1650	730	792	824	902
	BX18-16-S2P	1800	1650	730	798	830	910
	BX20-16-S2P	2000	1650	730	824	858	946
 Soho3 single desk Silver and White only	BX16-08-S3P	1600	800	730	423	439	478
	BX18-08-S3P	1800	800	730	426	442	482
	BX20-08-S3P	2000	800	730	439	456	500
 Soho3 back to back desk Silver and White only	BX16-16-S3P	1600	1650	730	792	824	902
	BX18-16-S3P	1800	1650	730	798	830	910
	BX20-16-S3P	2000	1650	730	824	858	946
 Pyramid steel single desk Black and White only	BX16-08-PSP	1600	800	730	547	563	602
	BX18-08-PSP	1800	800	730	550	566	606
	BX20-08-PSP	2000	800	730	563	580	624
 Pyramid steel back to back desk Black and White only	BX16-16-PSP	1600	1650	730	821	853	931
	BX18-16-PSP	1800	1650	730	827	859	939
	BX20-16-PSP	2000	1650	730	853	887	975
 Pyramid wood single desk Black and White only / Oak legs	BX16-08-PWP	1600	800	730	769	785	824
	BX18-08-PWP	1800	800	730	772	788	828
	BX20-08-PWP	2000	800	730	785	802	846
 Pyramid wood back to back desk Black and White only / Oak legs	BX16-16-PWP	1600	1650	730	1043	1075	1153
	BX18-16-PWP	1800	1650	730	1049	1081	1161
	BX20-16-PWP	2000	1650	730	1075	1109	1197
 Vega single desk Silver and White only	BX16-08-VSP	1600	800	730	547	566	612
	BX18-08-VSP	1800	800	730	549	568	615
	BX20-08-VSP	2000	800	730	564	585	635
 Vega back to back desk Silver and White only	BX16-16-VSP	1600	1650	730	1053	1091	1183
	BX18-16-VSP	1800	1650	730	1057	1095	1189
	BX20-16-VSP	2000	1650	730	1087	1129	1229
 Vega wood single desk Silver and White only / Oak legs	BX16-08-VWP	1600	800	730	713	732	778
	BX18-08-VWP	1800	800	730	715	734	781
	BX20-08-VWP	2000	800	730	730	751	801
 Vega wood back to back desk Silver and White only / Oak legs	BX16-16-VWP	1600	1650	730	1219	1257	1349
	BX18-16-VWP	1800	1650	730	1223	1261	1355
	BX20-16-VWP	2000	1650	730	1253	1295	1395

Lockers

Description	Code	W	D	H	Price £		
					A	B	C
Carcass Options Suffix Code: WH = White, Z = Matching Carcass (See page 219 for specification guide)							
 2 Door locker / rim locks	MOQZR0752L/R	505	500	720	373	411	485
As above inc 2 UK power sockets	MOQZS0752L/R	505	500	720	553	591	665
 2 Door locker / pull handle and lock	MOQZH0752L/R	505	500	720	435	479	566
As above inc 2 UK power sockets	MOQZJ0752L/R	505	500	720	615	659	746
 2 Door locker / combination locks	MOQZC0752L/R	505	500	720	428	471	556
As above inc 2 UK power sockets	MOQZD0752L/R	505	500	720	608	651	736
 2 Door locker / electronic locks	MOQZE0752L/R	505	500	720	1064	1170	1383
As above inc 2 UK power sockets	MOQZF0752L/R	505	500	720	1244	1350	1563
 3 Door locker / rim locks	MOQZR1253L/R	505	500	1200	513	564	666
As above inc 3 UK power sockets	MOQZS1253L/R	505	500	1200	753	804	906
 3 Door locker / pull handle and lock	MOQZH1253L/R	505	500	1200	605	665	786
As above inc 3 UK power sockets	MOQZJ1253L/R	505	500	1200	845	905	1026
 3 Door locker / combination locks	MOQZC1253L/R	505	500	1200	586	645	762
As above inc 3 UK power sockets	MOQZD1253L/R	505	500	1200	826	885	1002
 3 Door locker / electronic locks	MOQZE1253L/R	505	500	1200	1547	1702	2011
As above inc 3 UK power sockets	MOQZF1253L/R	505	500	1200	1787	1942	2251
 4 Door locker / rim locks	MOQZR1654L/R	505	500	1600	624	686	811
As above inc 4 UK power sockets	MOQZS1654L/R	505	500	1600	919	981	1106
 4 Door locker / pull handle and lock	MOQZH1654L/R	505	500	1600	747	822	971
As above inc 4 UK power sockets	MOQZJ1654L/R	505	500	1600	1042	1117	1266
 4 Door locker / combination locks	MOQZC1654L/R	505	500	1600	733	806	953
As above inc 4 UK power sockets	MOQZD1654L/R	505	500	1600	1028	1101	1248
 4 Door locker / electronic locks	MOQZE1654L/R	505	500	1600	2003	2203	2604
As above inc 4 UK power sockets	MOQZF1654L/R	505	500	1600	2298	2498	2899
 2 Door locker / rim locks	MOQZR1652L/R	505	500	1600	566	623	736
As above inc 2 UK power sockets	MOQZS1652L/R	505	500	1600	861	918	1031
 2 Door locker / pull handle and lock	MOQZH1652L/R	505	500	1600	628	691	817
As above inc 2 UK power sockets	MOQZJ1652L/R	505	500	1600	923	986	1112
 2 Door locker / combination locks	MOQZC1652L/R	505	500	1600	617	679	803
As above inc 2 UK power sockets	MOQZD1652L/R	505	500	1600	912	974	1098
 2 Door locker / electronic locks	MOQZE1652L/R	505	500	1600	1256	1382	1633
As above inc 2 UK power sockets	MOQZF1652L/R	505	500	1600	1551	1677	1928

Lockers

Description	Code	W	D	H	Price £		
					A	B	C
Carcass Options Suffix Code: WH = White, Z = Matching Carcass (See page 219 for specification guide)							
 4 Door locker / rim locks	MOQZR0714L/R	1000	500	720	658	724	855
As above inc 4 UK power sockets	MOQZS0714L/R	1000	500	720	1018	1084	1215
 4 Door locker / pull handle and lock	MOQZH0714L/R	1000	500	720	781	859	1015
As above inc 4 UK power sockets	MOQZJ0714L/R	1000	500	720	1141	1219	1375
 4 Door locker / combination locks	MOQZC0714L/R	1000	500	720	760	836	988
As above inc 4 UK power sockets	MOQZD0714L/R	1000	500	720	1120	1196	1348
 4 Door locker / electronic locks	MOQZE0714L/R	1000	500	720	2037	2241	2648
As above inc 4 UK power sockets	MOQZF0714L/R	1000	500	720	2397	2601	3008
 6 Door locker / rim locks	MOQZR1216L/R	1000	500	1200	875	963	1138
As above inc 6 UK power sockets	MOQZS1216L/R	1000	500	1200	1355	1443	1618
 6 Door locker / pull handle and lock	MOQZH1216L/R	1000	500	1200	1059	1165	1377
As above inc 6 UK power sockets	MOQZJ1216L/R	1000	500	1200	1539	1645	1857
 6 Door locker / combination locks	MOQZC1216L/R	1000	500	1200	1038	1142	1349
As above inc 6 UK power sockets	MOQZD1216L/R	1000	500	1200	1518	1622	1829
 6 Door locker / electronic locks	MOQZE1216L/R	1000	500	1200	2945	3239	3828
As above inc 6 UK power sockets	MOQZF1216L/R	1000	500	1200	3425	3719	4308
 8 Door locker / rim locks	MOQZR1618L/R	1000	500	1600	1102	1212	1433
As above inc 8 UK power sockets	MOQZS1618L/R	1000	500	1600	1692	1802	2023
 8 Door locker / pull handle and lock	MOQZH1618L/R	1000	500	1600	1348	1483	1753
As above inc 8 UK power sockets	MOQZJ1618L/R	1000	500	1600	1938	2073	2343
 8 Door locker / combination locks	MOQZC1618L/R	1000	500	1600	1316	1448	1711
As above inc 8 UK power sockets	MOQZD1618L/R	1000	500	1600	1906	2038	2301
 8 Door locker / electronic locks	MOQZE1618L/R	1000	500	1600	3862	4248	5020
As above inc 8 UK power sockets	MOQZF1618L/R	1000	500	1600	4452	4838	5610
 4 Door locker / rim locks	MOQZR1614L/R	1000	500	1600	969	1066	1260
As above inc 4 UK power sockets	MOQZS1614L/R	1000	500	1600	1413	1510	1704
 4 Door locker / pull handle and lock	MOQZH1614L/R	1000	500	1600	1092	1202	1420
As above inc 4 UK power sockets	MOQZJ1614L/R	1000	500	1600	1536	1646	1864
 4 Door locker / combination locks	MOQZC1614L/R	1000	500	1600	1262	1388	1640
As above inc 4 UK power sockets	MOQZD1614L/R	1000	500	1600	1706	1832	2084
 4 Door locker / electronic locks	MOQZE1614L/R	1000	500	1600	2350	2585	3055
As above inc 4 UK power sockets	MOQZF1614L/R	1000	500	1600	2794	3029	3499

StorageWall 1000mm Wide Units




StorageWall 1000mm Wide Units




Description	Code	W	D	H	Price £		
					A	B	C
Carcass: White (See page 222 for specification guide and page 216 for finishes)					A	B	C
Cupboard Unit							
Double door cupboard unit with 1 fixed and 4 adjustable shelves							
Starter unit	MOSWSC1Ø22	1000	500	2200	1372	1372	1510
	MOSWSC1Ø25	1000	500	2500	1509	1509	1660
Add on unit	MOSWAC1Ø22	1000	500	2200	1228	1228	1351
	MOSWAC1Ø25	1000	500	2500	1352	1352	1488
Double door cupboard unit with 1 fixed shelf							
Starter unit without shelves	MOSWSX1Ø22	1000	500	2200	1227	1227	1350
	MOSWSX1Ø25	1000	500	2500	1351	1351	1487
Add on unit without shelves	MOSWAX1Ø22	1000	500	2200	1086	1086	1195
	MOSWAX1Ø25	1000	500	2500	1193	1193	1313
Locker Unit							
8 Door locker unit with 8 adjustable shelves and optional post slots							
Starter unit	MOSWSL1Ø22	1000	500	2200	1769	1769	1946
	MOSWSL1Ø25	1000	500	2500	1945	1945	2140
Add on unit	MOSWAL1Ø22	1000	500	2200	1625	1625	1788
	MOSWAL1Ø25	1000	500	2500	1788	1788	1967
Starter unit with post slots	MOSWSL1ØP22	1000	500	2200	1791	1791	1971
	MOSWSL1ØP25	1000	500	2500	1968	1968	2165
Add on unit with post slots	MOSWAL1ØP22	1000	500	2200	1644	1644	1809
	MOSWAL1ØP25	1000	500	2500	1808	1808	1989
Locker Unit							
4 Door locker unit with 4 adjustable shelves and optional post slots Storage unit with 2 adjustable shelves							
Starter unit	MOSWSH1Ø22	1000	500	2200	1604	1604	1765
	MOSWSH1Ø25	1000	500	2500	1766	1766	1943
Add on unit	MOSWAH1Ø22	1000	500	2200	1462	1462	1609
	MOSWAH1Ø25	1000	500	2500	1607	1607	1768
Starter unit with post slots	MOSWSH1ØP22	1000	500	2200	1614	1614	1776
	MOSWSH1ØP25	1000	500	2500	1774	1774	1952
Add on unit with post slots	MOSWAH1ØP22	1000	500	2200	1470	1470	1617
	MOSWAH1ØP25	1000	500	2500	1617	1617	1779

Description	Code	W	D	H	Price £		
					A	B	C
Carcass: White (See page 222 for specification guide and page 216 for finishes)					A	B	C
Wardrobe Unit							
Double door cupboard with 1 fixed shelf and coat rail							
Starter unit	MOSWSW1Ø22	1000	500	2200	1188	1188	1307
	MOSWSW1Ø25	1000	500	2500	1309	1309	1440
Add on unit	MOSWAW1Ø22	1000	500	2200	1045	1045	1150
	MOSWAW1Ø25	1000	500	2500	1149	1149	1264
Recycling Unit							
Recycling unit with 2 recycling compartments complete with drop down flaps and 2 adjustable shelves. Storage unit with 2 adjustable shelves							
Starter unit	MOSWSR1Ø22	1000	500	2200	1494	1494	1644
	MOSWSR1Ø25	1000	500	2500	1642	1642	1807
Add on unit	MOSWAR1Ø22	1000	500	2200	1351	1351	1487
	MOSWAR1Ø25	1000	500	2500	1485	1485	1634
File Drawer Unit							
File drawer unit with 3 pull out file drawers to take foolscap files. Storage unit with 2 adjustable shelves							
Starter unit	MOSWSF1Ø22	1000	500	2200	1880	1880	2068
	MOSWSF1Ø25	1000	500	2500	2067	2067	2274
Add on unit	MOSWAF1Ø22	1000	500	2200	1737	1737	1911
	MOSWAF1Ø25	1000	500	2500	1910	1910	2101

StorageWall 500mm Wide Units

StorageWall 500mm Wide Units







Description		Code	W	D	H	Price £		
Carcass: White (See page 222 for specification guide and page 216 for finishes)						A	B	C
Cupboard Unit								
	Single door cupboard unit with 1 fixed and 4 adjustable shelves							
	Starter unit (left / right hand)	MOSWSC522L/R	500	500	2200	1015	1015	1117
		MOSWSC525L/R	500	500	2500	1115	1115	1227
	Add on unit	MOSWAC522L/R	500	500	2200	872	872	960
		MOSWAC525L/R	500	500	2500	958	958	1054
Locker Unit								
	4 Door locker unit with 4 adjustable shelves and optional post slots							
	Starter unit (left / right hand)	MOSWSL522L/R	500	500	2200	1061	1061	1168
		MOSWSL525L/R	500	500	2500	1167	1167	1284
	Add on unit	MOSWAL522L/R	500	500	2200	918	918	1010
		MOSWAL525L/R	500	500	2500	1009	1009	1110
	Starter unit with post slots	MOSWSL522L/RP	500	500	2200	1069	1069	1176
		MOSWSL525L/RP	500	500	2500	1176	1176	1294
	Add on unit with post slots	MOSWAL522L/RP	500	500	2200	926	926	1019
		MOSWAL525L/RP	500	500	2500	1019	1019	1121
Locker Unit								
	2 Door locker unit with 2 adjustable shelves and optional post slots Storage unit with 2 adjustable shelves							
	Starter unit (left / right hand)	MOSWSH522L/R	500	500	2200	1042	1042	1147
		MOSWSH525L/R	500	500	2500	1145	1145	1260
	Add on unit	MOSWAH522L/R	500	500	2200	899	899	989
		MOSWAH525L/R	500	500	2500	989	989	1088
	Starter unit with post slots	MOSWSH522L/RP	500	500	2200	1045	1045	1150
		MOSWSH525L/RP	500	500	2500	1149	1149	1264
	Add on unit with post slots	MOSWAH522L/RP	500	500	2200	903	903	994
		MOSWAH525L/RP	500	500	2500	992	992	1092

Description		Code	W	D	H	Price £		
Carcass: White (See page 222 for specification guide and page 216 for finishes)						A	B	C
Wardrobe Unit								
	Single door cupboard with 1 fixed shelf and coat rail							
	Starter unit	MOSWSW522L/R	500	500	2200	990	990	1089
		MOSWSW525L/R	500	500	2500	1089	1089	1198
	Add on unit	MOSWAW522L/R	500	500	2200	846	846	931
		MOSWAW525L/R	500	500	2500	931	931	1025
Recycling Unit								
	Recycling unit with 1 recycling compartments complete with drop down flap and adjustable shelf. Storage unit with 2 adjustable shelves							
	Starter unit	MOSWSR522L/R	500	500	2200	1009	1009	1110
		MOSWSR525L/R	500	500	2500	1110	1110	1221
	Add on unit	MOSWAR522L/R	500	500	2200	867	867	954
		MOSWAR525L/R	500	500	2500	953	953	1049
File Drawer Unit								
	File drawer unit with 3 pull out file drawers to take foolscap files. Storage unit with 2 adjustable shelves							
	Starter unit	MOSWSF522L/R	500	500	2200	1427	1427	1570
		MOSWSF525L/R	500	500	2500	1570	1570	1727
	Add on unit	MOSWAF522L/R	500	500	2200	1284	1284	1413
		MOSWAF525L/R	500	500	2500	1411	1411	1553

StorageWall Panels

StorageWall Internals

Description		Code	W	D	H	Price £		
Carcass: White (See page 222 for specification guide and page 216 for finishes)						A	B	C
Side Panel	100mm extension	MOSWSPE100	500	25	100	77	-	-
Extensions	200mm extension	MOSWSPE200	500	25	200	83	-	-
	300mm extension	MOSWSPE300	500	25	300	89	-	-
	400mm extension	MOSWSPE400	500	25	400	96	-	-
	500mm extension	MOSWSPE500	500	25	500	102	-	-
Required for extending all side panels up to ceiling height								
For 2200 / 2500mm total height no side panel extensions are required								
1000mm Fascia Panels	0mm extension	MOSW1FP000	1000	18	100	81	81	90
	100mm extension	MOSW1FP100	1000	18	200	83	83	92
	200mm extension	MOSW1FP200	1000	18	300	90	90	99
	300mm extension	MOSW1FP300	1000	18	400	98	98	108
	400mm extension	MOSW1FP400	1000	18	500	106	106	117
	500mm extension	MOSW1FP500	1000	18	600	113	113	125
	600mm extension	MOSW1FP600	1000	18	700	120	120	132
for 1000mm wide units								
500mm Fascia Panels	0mm extension	MOSW5FP000	500	18	100	73	73	81
	100mm extension	MOSW5FP100	500	18	200	75	75	83
	200mm extension	MOSW5FP200	500	18	300	79	79	87
	300mm extension	MOSW5FP300	500	18	400	83	83	92
	400mm extension	MOSW5FP400	500	18	500	88	88	97
	500mm extension	MOSW5FP500	500	18	600	91	91	101
	600mm extension	MOSW5FP600	500	18	700	97	97	107
for 500mm wide units								
Infill Panels	2200 x 150mm	MOSWIP2215	150	18	2200	110	110	121
	2300 x 150mm	MOSWIP2315	150	18	2300	112	112	124
	2400 x 150mm	MOSWIP2415	150	18	2400	114	114	126
	2500 x 150mm	MOSWIP2515	150	18	2500	117	117	129
	2600 x 150mm	MOSWIP2615	150	18	2600	118	118	130
	2700 x 150mm	MOSWIP2715	150	18	2700	120	120	132
	2800 x 150mm	MOSWIP2815	150	18	2800	121	121	134
Other sizes available upon request.								
End Fascia Panels	2200 x 550mm	MOSWIP2205	550	18	2200	167	167	184
	2300 x 550mm	MOSWIP2305	550	18	2300	169	169	186
	2400 x 550mm	MOSWIP2405	550	18	2400	174	174	192
	2500 x 550mm	MOSWIP2505	550	18	2500	178	178	196
	2600 x 550mm	MOSWIP2605	550	18	2600	183	183	202
	2700 x 550mm	MOSWIP2705	550	18	2700	187	187	206
	2800 x 550mm	MOSWIP2805	550	18	2800	190	190	209
Other sizes available upon request.								

Description		Code	W	D	H	Price £		
Carcass: White (See page 222 for specification guide and page 216 for finishes)						A	B	C
Internals								
Not included unless specified								
	Wooden shelf Shelves are White as standard	MOSWWS	957	400	25	40	-	-
	Lateral filing shelf Rails 330mm apart for A4 folders	MOSWLFS	957	391		59	-	-
	Pull out suspension filing Cradle Rails 388mm apart for foolscap folders. Includes file conversion bars to store A4 folders.	MOSWPSFF	957	405		157	-	-
	Slotted shelf	MOSWSS	957	400		124	-	-
	Pack of five dividers for above	MOQSSD	378	153		63	-	-
	A4 conversion bar	MOQCCB				10	-	-

Reception Counters Acrylic



Reception Counters Acrylic




Description (See page 224 for specification guide)	Code	W	D	H	Price £		
					A	B	C
	MOREC08LS	800	800	720	504	504	656
	MOREC10LS	1000	800	720	572	572	744
	MOREC12LS	1200	800	720	639	639	831
	MOREC14LS	1400	800	720	707	707	920
	MOREC16LS	1600	800	720	796	796	1035
	MOREC18LS	1800	800	720	862	862	1121
	MOREC08HS	800	800	1100	736	736	957
	MOREC10HS	1000	800	1100	839	839	1091
	MOREC12HS	1200	800	1100	942	942	1225
	MOREC14HS	1400	800	1100	1044	1044	1358
	MOREC16HS	1600	800	1100	1182	1182	1537
	MOREC18HS	1800	800	1100	1285	1285	1671
 90° Compact low counter	MOREC90LS	1000	1000	720	825	825	1073
 90° Compact high counter	MOREC90HS	1000	1000	1100	1212	1212	1576
 90° Low outer curved counter	MOREC91LO	1400	1400	720	1136	1136	1477

Description (See page 224 for specification guide)	Code	W	D	H	Price £		
					A	B	C
 90° High outer curved counter	MOREC91HO	1400	1400	1100	1660	1660	2158
 90° Low inner curved counter	MOREC91LI	1400	1400	720	816	816	1061
 90° High inner curved counter	MOREC91HI	1400	1400	1100	1126	1126	1464
 60° Low outer curved counter	MOREC60LO	2000	2000	720	1101	1101	1432
 60° High outer curved counter	MOREC60HO	2000	2000	1100	1599	1599	2079

Reception Counters Acrylic

Reception Counters Panel

Description	Code	W	D	H	Price £		
					A	B	C
(See page 224 for specification guide)							
 60° Low inner curved counter	MOREC6ØLI	2000	2000	720	893	893	1161
 60° High inner curved counter	MOREC6ØHI	2000	2000	1100	1235	1235	1606
Straight DDA accessible counter	MOREC12DD	1200	800	720	639	639	831
	MOREC14DD	1400	800	720	707	707	920
 60° DDA inner accessible curved counter	MOREC6ØDD	2000	2000	720	1045	1045	1359

Description	Code	W	D	H	Price £		
					A	B	C
(See page 224 for specification guide)							
 Straight low counter	MORECP08LS	800	800	720	458	494	551
	MORECP10LS	1000	800	720	485	524	587
	MORECP12LS	1200	800	720	512	553	623
	MORECP14LS	1400	800	720	560	604	682
	MORECP16LS	1600	800	720	614	608	753
	MORECP18LS	1800	800	720	650	703	802
 Straight high counter	MORECP08HS	800	800	1100	653	706	779
	MORECP10HS	1000	800	1100	712	770	858
	MORECP12HS	1200	800	1100	750	812	910
	MORECP14HS	1400	800	1100	811	877	984
	MORECP16HS	1600	800	1100	903	978	1105
	MORECP18HS	1800	800	1100	950	1029	1168
Straight DDA accessible counter	MORECP12DD	1200	800	720	547	591	669
	MORECP14DD	1400	800	720	590	637	722
 Recessed leg pack	MORECRLP	450	25	720	211	211	275
Includes 2 legs to create additional leg room between 2 modules. Not suitable for DDA modules.							









Seating

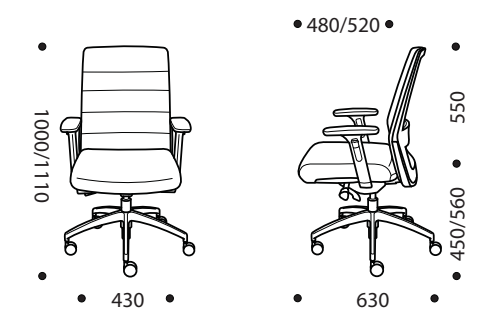
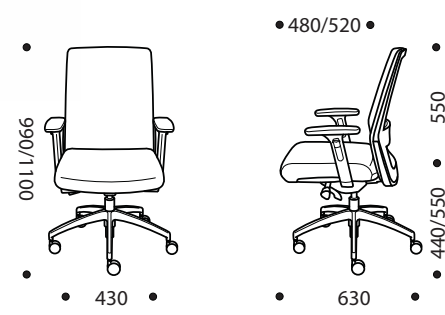


Nero Mesh



Nero Upholstered

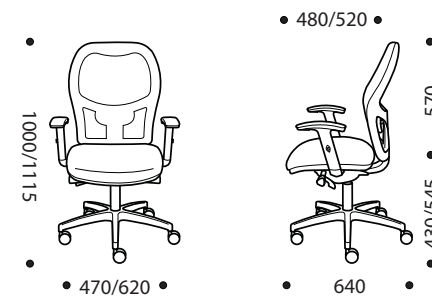
Description	Code	Mechanism	Arms	Price £			
				A	B	C	D
 Nero mesh back Black nylon base	TE33135	Syncro Mech	3D Height Adjustable	351	362	388	406
 Nero mesh back Seat slide Polished aluminium base and trim Black frame	TE33335	Side Adjust Syncro Mech	3D Height Adjustable	437	448	474	492
 Nero mesh back Seat slide Polished trim Polished aluminium base White frame	TE33335W	Side Adjust Syncro Mech	3D Height Adjustable	484	495	521	539

Description	Code	Mechanism	Arms	Price £			
				A	B	C	D
 Nero fully upholstered Black nylon base	TE33130	Syncro Mech	3D Height Adjustable	387	408	458	490
 Nero fully upholstered Seat slide Polished aluminium base and trim Black frame	TE33330	Side Adjust Syncro Mech	3D Height Adjustable	472	493	542	575
 Nero fully upholstered Seat slide Polished trim Polished aluminium base White frame	TE33330W	Side Adjust Syncro Mech	3D Height Adjustable	519	540	590	622





Description	Code	Mechanism	Arms	Price £			
				A	B	C	D
 Zel mesh back Lumbar support, seat slide, nylon base	TQ33105	Side Adjust Syncro Mech	No arms	335	345	366	381
 Zel mesh back Lumbar support, seat slide, nylon base	TQ33125	Side Adjust Syncro Mech	2D Height Adjustable	369	379	400	415








Options:

Suffix with	Description	Price
M	Multi-Function Chrome Adjustable Arms – Add to unarmed price	105
T	Polished Aluminium Spider Base	80

Touch

Spirit Mesh

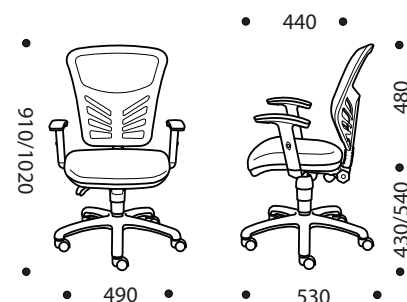
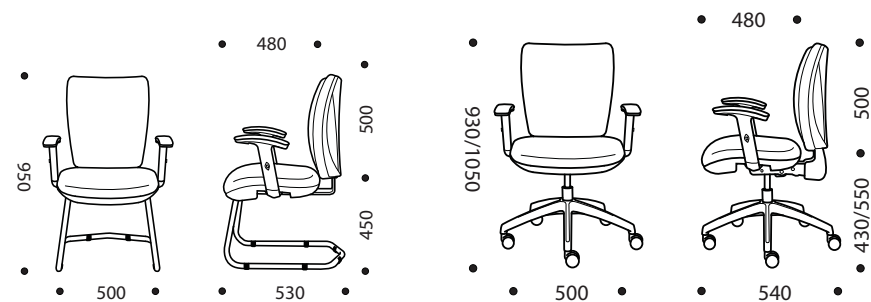
Description	Code	Mechanism	Arms	Price £			
				A	B	C	D
 High back task chair Ratchet back, height adjustable	SD31400	PCB	No arms	281	291	316	332
	SD32400	ISB	No arms	281	292	316	332
	HD33400	24/7 HD Synchro	No arms	312	325	355	375
 High back task chair Ratchet back, height adjustable	SD31420	PCB	Height adjustable	315	324	349	365
	SD32420	ISB	Height adjustable	336	325	349	365
	HD33420	24/7 HD Synchro	Height adjustable	346	358	388	408
 Visitor / Meeting Chair Chrome frame	SD20698	Cantilever	No arms	255	263	280	292
	SD20597	Cantilever	Height adjustable	289	296	315	326

Description	Code	Mechanism	Arms	Price £			
				A	B	C	D
 Mesh back operator chair	ME31105	PCB	No arms	274	282	304	317
 Mesh back operator chair	ME31125	PCB	Height adjustable	314	323	343	356



Options:

Suffix with	Description	Price
P	Pump Up Lumbar	33
M	Multi-Function Chrome Adjustable Arms – add to unarmed price	105
S	Seat Slide	28
T	Polished Aluminium Spider Base	80

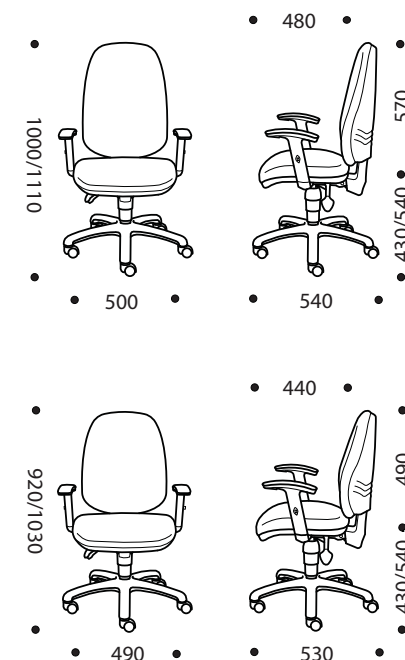


Options:

Suffix with	Description	Price
M	Multi-Function Chrome Adjustable Arms – add to unarmed price	105
T	Polished Aluminium Spider Base	80

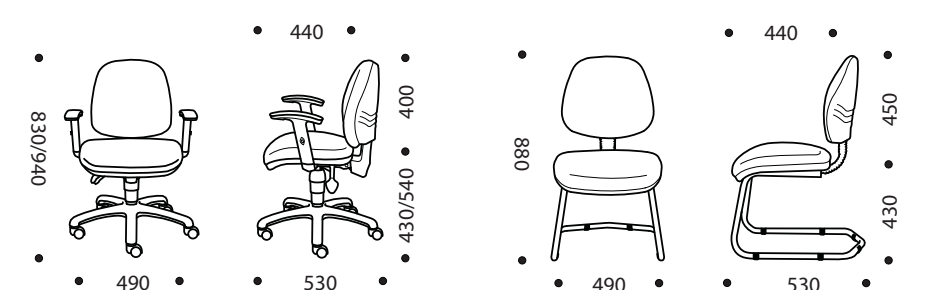
Description	Code	Mechanism	Arms	Price £			
				A	B	C	D
 Medium back operator chair	ME21100	PCB	No arms	200	208	225	238
 Medium back operator chair	ME22100	ISB	No arms	214	221	240	251
 Medium back operator chair	ME21110	PCB	Fixed	215	223	241	253
 Medium back operator chair	ME22110	ISB	Fixed	229	236	255	266
 Medium back operator chair	ME21120	PCB	Height adjustable	234	242	260	272
 Medium back operator chair	ME22120	ISB	Height adjustable	248	256	274	286
 High back operator chair	ME31100	PCB	No arms	208	216	238	250
High back operator chair	ME32100	ISB	No arms	221	230	251	265
High back operator chair Heavy duty	ME36100	Tension ISB	No arms	249	258	279	293
High back operator chair	ME31110	PCB	Fixed	223	231	253	266
High back operator chair	ME32110	ISB	Fixed	236	246	266	280
High back operator chair Heavy duty	ME36110	Tension ISB	Fixed	264	274	294	308
High back operator chair	ME31120	PCB	Height adjustable	242	251	272	286
High back operator chair	ME32120	ISB	Height adjustable	256	265	286	300
High back operator chair Heavy duty	ME36120	Tension ISB	Height adjustable	284	293	314	327

Description	Code	Mechanism	Arms	Price £			
				A	B	C	D
 Extra high back operator chair Heavy duty Ratchet back, height adjustable	ME56100	Tension ISB	No arms	258	269	292	308
 Extra high back operator chair Heavy duty Ratchet back, height adjustable	ME56110	Tension ISB	Fixed	274	284	308	323
 Extra high back operator chair Heavy duty Ratchet back, height adjustable	ME56120	Tension ISB	Height adjustable	293	304	327	343
 Medium back visitor chair Chrome frame	ME20600	Cantilever	No arms	225	232	249	262
 Medium back visitor chair Chrome frame	ME20610	Cantilever	Fixed	240	247	265	277







Options:

Suffix with	Description	Price
P	Pump Up Lumbar	33
M	Multi-Function Chrome Adjustable Arms – add to unarmed price	105
S	Seat Slide (Not compatible with PCB mechanism)	28
T	Polished Aluminium Spider Base	80



Aquila

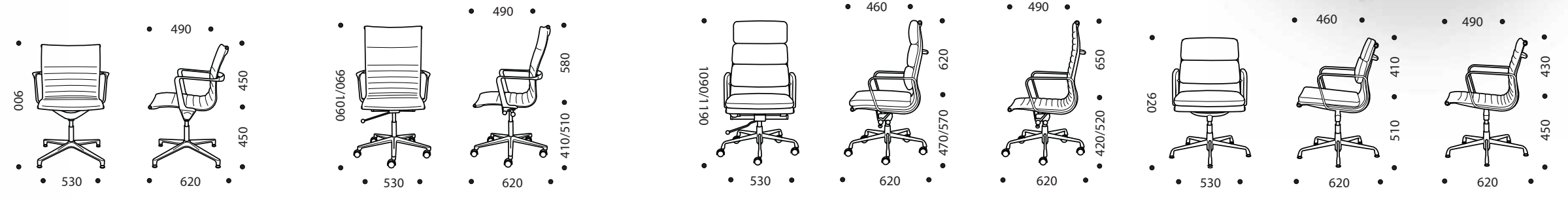
Libra

Description	Code	Mechanism	Arms	Price £
 High back executive swivel armchair Ribbed Black leather	MA34312B	Tilt	Integrated	537
 High back executive swivel armchair Ribbed White leather	MA34312W	Tilt	Integrated	537
 Low back conference swivel armchair Ribbed Black leather	MA1Ø312B	Auto return	Integrated	514
 Low back conference swivel armchair Ribbed White leather	MA1Ø312W	Auto return	Integrated	514

Available in Black or White leather only




Description	Code	Mechanism	Arms	Price £
 High back executive swivel armchair ribbed	ML34312	Tilt	Fixed	508
 High back executive swivel armchair soft pad	ML34316	Tilt	Fixed	582
 Low back conference swivel armchair ribbed	ML1Ø312	Auto return	Fixed	463
 Low back conference swivel armchair soft pad	ML1Ø316	Auto return	Fixed	553

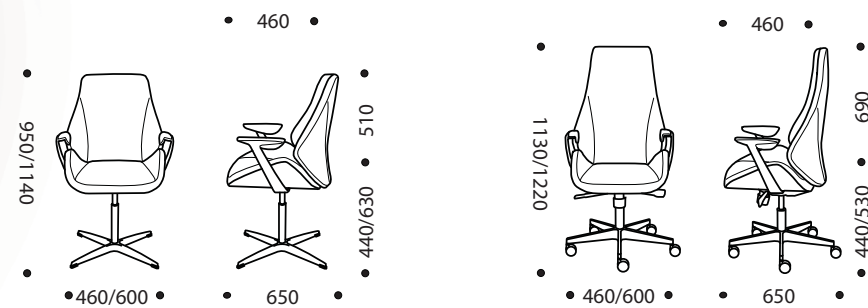
Available in Black leather only



Memphis



Memphis



Description	Code	Mechanism	Arms	Price £
 Memphis extra high back executive chair Black leather	TZ53310B	Syncro Mech	Fixed	636
 Memphis low back conference chair with arms Black leather	TZ10300	Gas Lift Swivel	Fixed	539
 Memphis low back conference chair no arms Black leather	TZ10310	Gas Lift Swivel	No arms	464

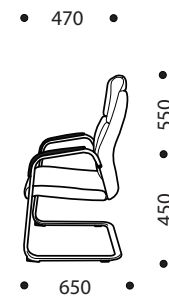
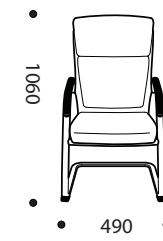
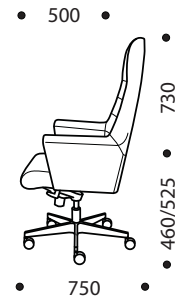
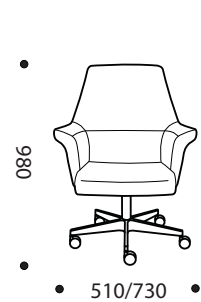


Encore



Otto

Description	Code	Mechanism	Arms	Price £
 Encore high back executive chair Black leather	TN34390	Tilt	Integrated	880
 Encore mid back visitor chair Black leather	TN24390	Gas Lift Swivel	Integrated	696


Description	Code	Mechanism	Arms	Price £
 Otto high back executive chair Black leather	TT33310	Syncro Mech	Fixed	556
 Otto mid back visitor chair Black leather	TT20690	Cantilever	Integrated	395

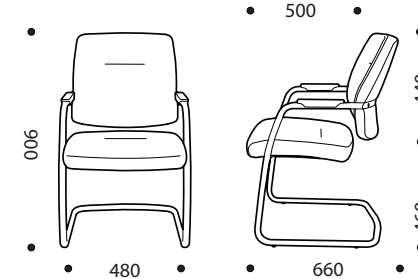
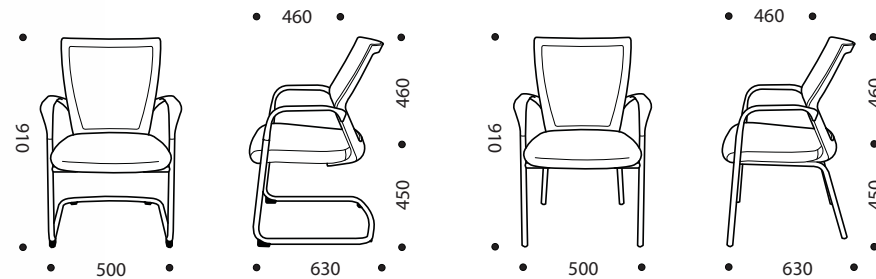


Sienna

Description	Code	Frame	Arms	Price £			
				A	B	C	D
 Sienna cantilever mesh back visitor armchair	TS1Ø295	Cantilever	Integrated	257	269	296	315
 Sienna mesh back visitor armchair	TS1Ø595	4 Leg	Integrated	257	269	296	315




Visita


Description	Code	Frame	Price £				
			A	B	C	D	F
 Visitor / meeting armchair Fully upholstered Chrome frame	MC1Ø69Ø	Cantilever	304	349	399	433	344

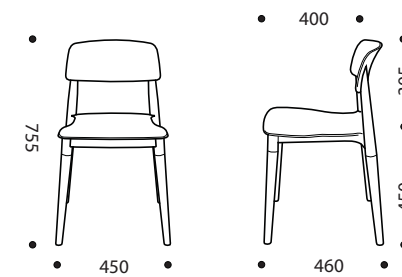
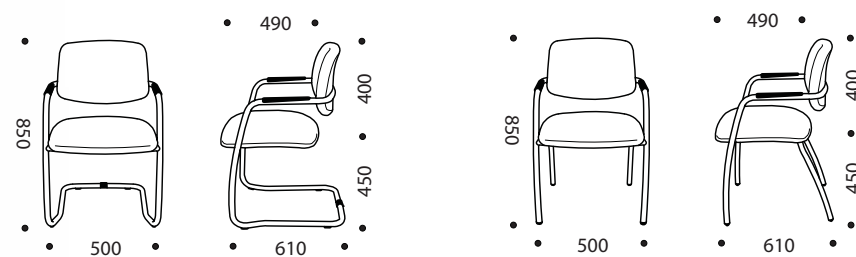


Felix


Edith

Description	Code	Frame	Arms	Price £			
				A	B	C	D
 Felix mesh back cantilever chair	TU00615	Cantilever	Integrated	250	259	280	294
 Felix upholstered cantilever chair	TU00616	Cantilever	Integrated	247	256	277	290
 Felix mesh back 4-leg chair	TU00515	4 Leg	Integrated	250	259	280	294
 Felix upholstered 4-leg chair	TU00516	4 Leg	Integrated	247	256	277	290

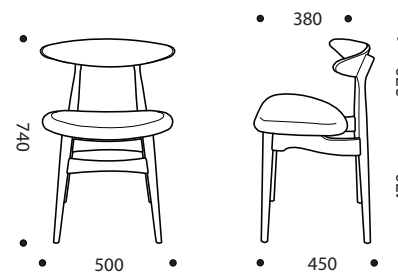
Description	Code	Frame	Arms	Price £
 Edith café chair Black shell	TL10501/BK	Beech	No Arms	201
Edith café chair White shell	TL10501/WH	Beech	No Arms	201
Edith café chair Grey shell	TL10501/GY	Beech	No Arms	201





Description	Code	Frame	Arms	Price £				
				M	A	B	C	D
 Eva wooden dining chair with fabric seat pad	TJ10503	Ash	No Arms	287	316	323	339	351

Felt only available in light grey as shown




Harriet

Harriet Upholstered






Description	Code	Frame	Shell	Price £
	TH10501/RD	Chrome wire	Red	257
	TH10501/BL	Chrome wire	Blue	257
	TH10501/GN	Chrome wire	Green	257
	TH10501/GY	Chrome wire	Grey	257
	TH10501/BK	Chrome wire	Black	257
	TH10501/WH	Chrome wire	White	257
Harriet visitor / meeting chair	TH20501/RD	Black wire	Red	257
	TH20501/BL	Black wire	Blue	257
	TH20501/GN	Black wire	Green	257
	TH20501/GY	Black wire	Grey	257
	TH20501/BK	Black wire	Black	257
	TH20501/WH	Black wire	White	257
Harriet visitor / meeting chair	TH50501/RD	Black plastic	Red	243
	TH50501/BL	Black plastic	Blue	243
	TH50501/GN	Black plastic	Green	243
	TH50501/GY	Black plastic	Grey	243
	TH50501/BK	Black plastic	Black	243
	TH50501/WH	Black plastic	White	243
Harriet visitor / meeting chair	TH60501/RD	White plastic	Red	243
	TH60501/BL	White plastic	Blue	243
	TH60501/GN	White plastic	Green	243
	TH60501/GY	White plastic	Grey	243
	TH60501/BK	White plastic	Black	243
	TH60501/WH	White plastic	White	243
Harriet visitor / meeting chair	TH30501/RD	Beech / Wire	Red	224
	TH30501/BL	Beech / Wire	Blue	224
	TH30501/GN	Beech / Wire	Green	224
	TH30501/GY	Beech / Wire	Grey	224
	TH30501/BK	Beech / Wire	Black	224
	TH30501/WH	Beech / Wire	White	224
Harriet bar stool	TH40501/RD	Beech / Wire	Red	285
	TH40501/BL	Beech / Wire	Blue	285
	TH40501/GN	Beech / Wire	Green	285
	TH40501/GY	Beech / Wire	Grey	285
	TH40501/BK	Beech / Wire	Black	285
	TH40501/WH	Beech / Wire	White	285

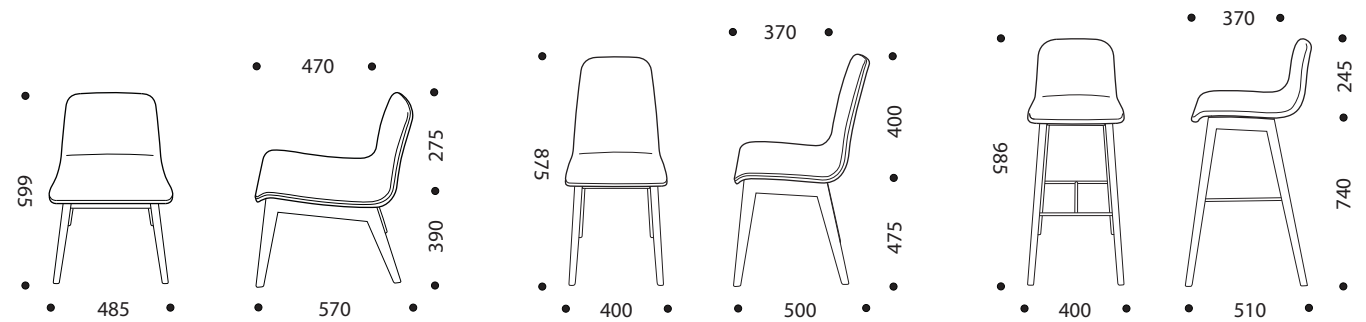
Description	Code	Frame	Price £
Upholstered in blazer fabric			
Harriet upholstered visitor / meeting chair	TH10500/D	Chrome wire	421
Harriet upholstered visitor / meeting chair	TH20500/D	Black wire	421
Harriet upholstered visitor / meeting chair	TH30500/D	Beech / Wire	388
Harriet upholstered bar stool	TH40500/D	Beech / Wire	449
Harriet upholstered visitor / meeting chair	TH50500/D	Black plastic	407
Harriet upholstered visitor / meeting chair	TH60500/D	White plastic	407



Flo





Flo




Description	Code	Frame	Shell	Price £			
				A	B	C	D
 Flo upholstered lounge chair	TK1Ø4Ø3	4 legged Oak	Upholstered / Oak	709	723	755	760
 Flo lounge chair	TK1Ø4Ø8	4 legged Oak	Oak	582	-	-	-
 Flo upholstered chair	TK2Ø4Ø3	4 legged Oak	Upholstered / Oak	684	698	730	735
 Flo chair	TK2Ø4Ø8	4 legged Oak	Oak	557	-	-	-
 Flo upholstered bar stool	TK3Ø4Ø3	4 legged Oak	Upholstered	775	791	827	833
Flo bar stool	TK3Ø4Ø8	4 legged Oak	Oak	631	-	-	-

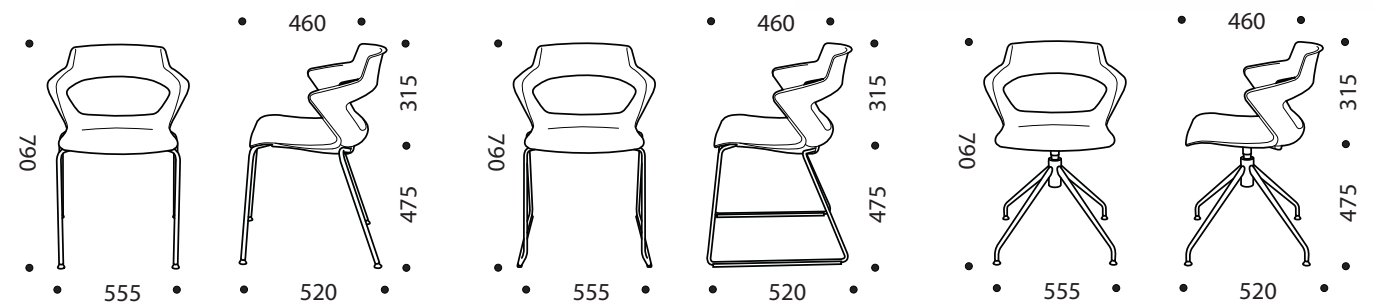
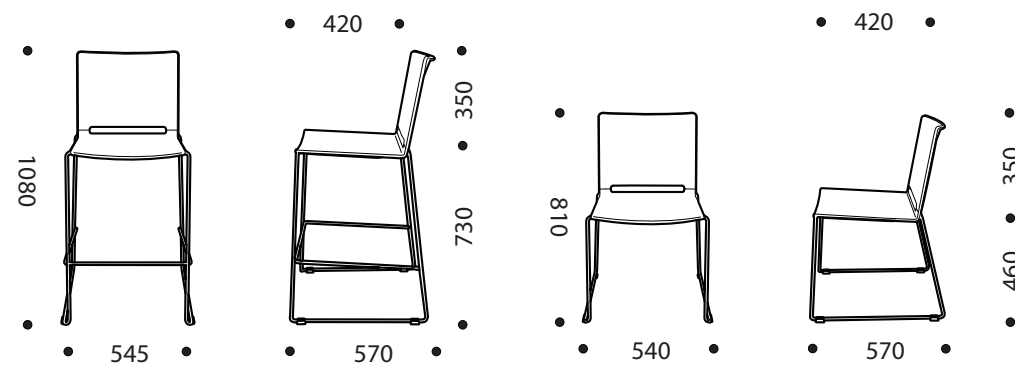


Elba

Aria

Description	Code	Frame	Price £			
			A	B	C	D
Shell Options Suffix Code: RD = Red, BL = Blue, GN = Green, GY = Grey, BK = Black, WH = White						
 Elba sled base chair	TB10001	Chrome frame	153	-	-	-
Elba sled base chair upholstered seat	TB10002	Chrome frame	206	215	234	237
Elba sled base chair upholstered seat and back	TB10000	Chrome frame	221	230	249	252
 Elba sled base bar stool	TB50001	Chrome frame	219	-	-	-
Elba sled base bar stool upholstered seat	TB50002	Chrome frame	272	281	300	303
Elba sled base bar stool upholstered seat and back	TB50000	Chrome frame	287	296	315	318
 Linking clips with locking function Set of 2	TBLINK01		13	-	-	-
 Eco linking clip (non locking) Set of 2	TBLINK02		9	-	-	-

Description	Code	Frame	Price £
Shell Options Suffix Code: RD = Red, BL = Blue, GN = Green, GY = Grey, BK = Black, WH = White			
 Aria sled base chair	TA10001	Sled	196
Aria sled base chair upholstered seat	TA10002	Sled	288
Aria sled base chair fully upholstered Upholstered in blazer fabric	TA10000	Sled	387
 Aria 4 leg base chair	TA10501	4 Leg	196
Aria 4 leg base chair upholstered seat	TA10502	4 Leg	288
Aria 4 leg base chair fully upholstered Upholstered in blazer fabric	TA10500	4 Leg	387
 Aria spider base chair	TA10901	Spider	287
Aria spider base chair upholstered seat	TA10902	Spider	357
Aria spider base chair fully upholstered Upholstered in blazer fabric	TA10900	Spider	462

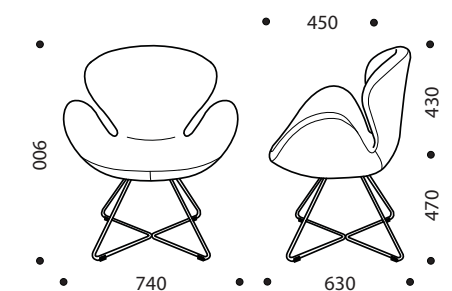
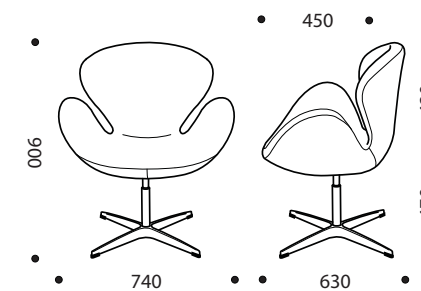
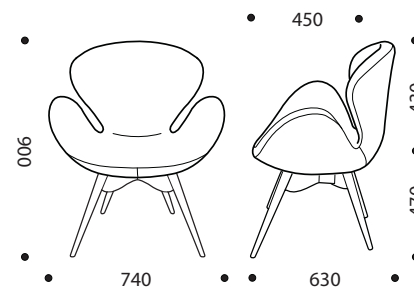
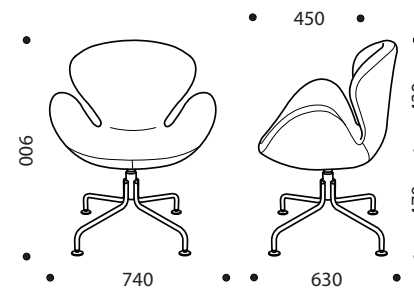


Emily









Emily





Description	Code	Frame	Fabric	Price £	
				M	D
Specify required finish: M: Felt D: Blazer					
Emily chair sled base	TY20090/D	Sled	Blazer	-	792
	TY20090/M/BL	Sled	Blue	485	-
	TY20090/M/PR	Sled	Purple	485	-
	TY20090/M/PT	Sled	Petrol Green	485	-
	TY20090/M/RD	Sled	Red	485	-
Emily chair spider base	TY20990/D	Spider	Blazer	-	776
	TY20990/M/BL	Spider	Blue	469	-
	TY20990/M/PR	Spider	Purple	469	-
	TY20990/M/PT	Spider	Petrol Green	469	-
	TY20990/M/RD	Spider	Red	469	-
Emily chair 4 star base	TY20890/D	4 Star	Blazer	-	748
	TY20890/M/BL	4 Star	Blue	441	-
	TY20890/M/PR	4 Star	Purple	441	-
	TY20890/M/PT	4 Star	Petrol Green	441	-
	TY20890/M/RD	4 Star	Red	441	-
Emily chair wood base	TY20590/D	Wood	Blazer	-	840
	TY20590/M/BL	Wood	Blue	534	-
	TY20590/M/PR	Wood	Purple	534	-
	TY20590/M/PT	Wood	Petrol Green	534	-
	TY20590/M/RD	Wood	Red	534	-

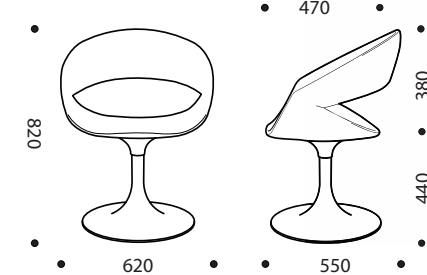
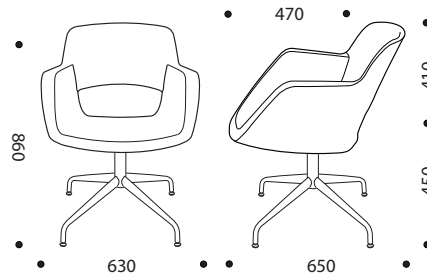
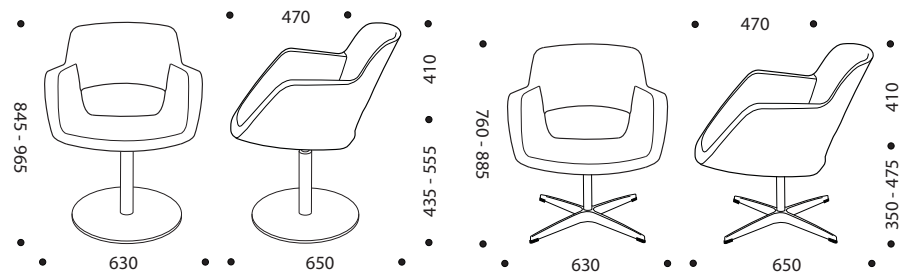
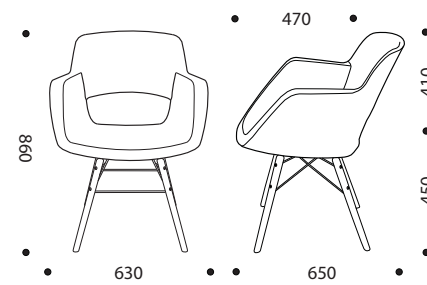


Mojo

Grace





Description	Code	Base	Price £			
			A	B	C	D
 Mojo open back on beech 4 legged base	TW60590	4 legged	840	861	909	917
 Mojo closed back on beech 4 legged base	TW70590	4 legged	848	869	917	925
 Mojo open back on disc base	TW60790	Disc	877	898	946	954
 Mojo closed back on disc base	TW70790	Disc	881	902	950	958
 Mojo open back on cross base	TW60890	Cross	799	820	868	875
 Mojo closed back on cross base	TW70890	Cross	803	824	872	879
 Mojo open back on spider base	TW60990	Spider	865	886	934	941
Mojo closed back on spider base	TW70990	Spider	869	890	938	945

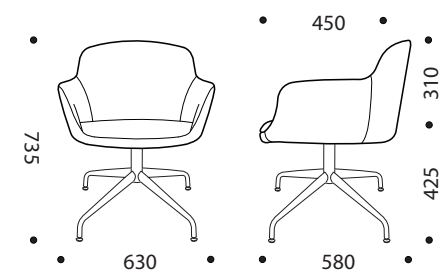
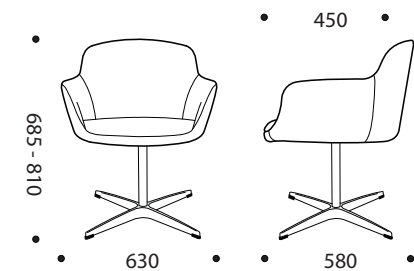
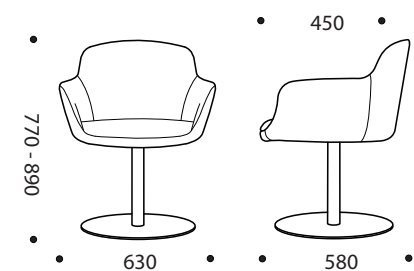
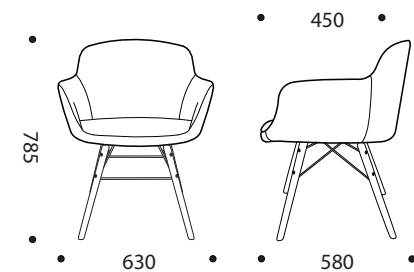
Description	Code	Mechanism	Arms	Price £
 Grace lounge chair in White PU with White trumpet base	TG10707/WH	Swivel	Integrated	681
 Grace lounge chair in White PU with chrome trumpet base	TG10707/CH	Swivel	Integrated	681
 Grace lounge chair fully upholstered with White trumpet base	TG10700/WH	Swivel	Integrated	928
 Grace lounge chair fully upholstered with chrome trumpet base	TG10700/CH	Swivel	Integrated	928



Nusa



Description	Code	Base	Price £			
			A	B	C	D
 Nusa on beech 4 legged base	QN70590	4 legged	771	792	840	848
 Nusa on disc base	QN70790	Disc	808	830	877	885
 Nusa on cross base	QN70890	Cross	730	751	799	807
 Nusa on spider base	QN70990	Spider	796	817	865	873

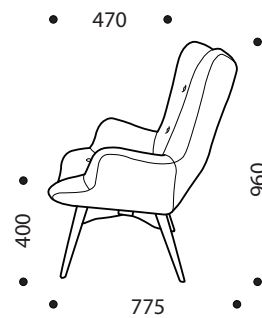
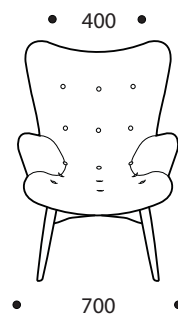
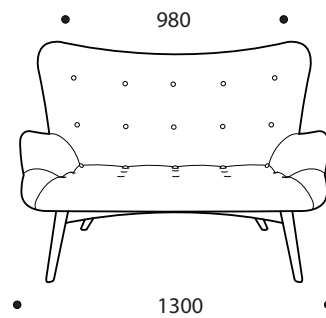


Papa

Description	Code	Price £	
		M	D
Specify required finish: M: Felt D: Blazer			
Papa 2 seater sofa ash legs	TP10060	1519	2175
Papa single armchair ash legs	TP10050	860	1409

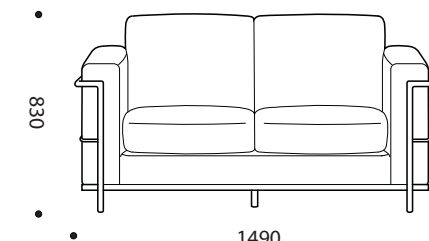
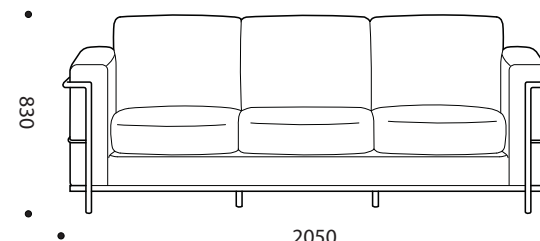
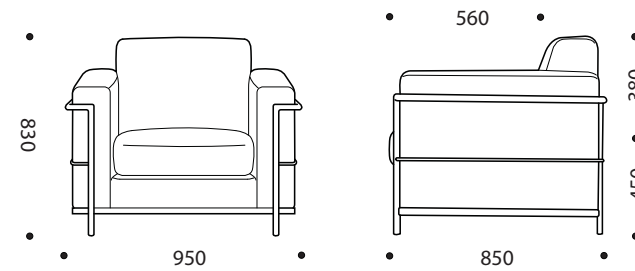


Felt only available in light grey as shown






Auriga

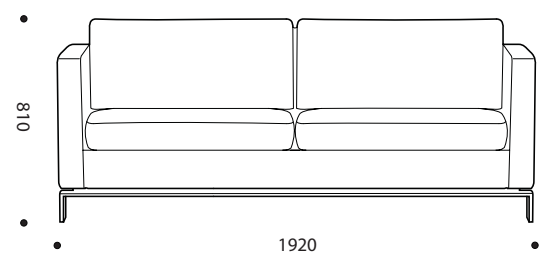
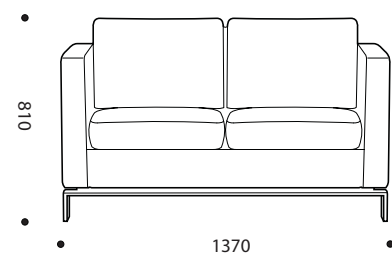
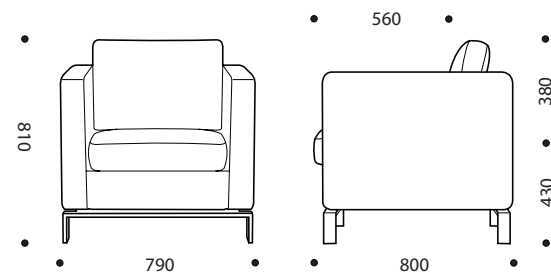
Description	Code	Frame	Arms	Price £
One Seat Sofa Black leather	CC10050	Stainless Steel	Integrated	1178
Two Seat Sofa Black leather	CC10060	Stainless Steel	Integrated	1546
Three Seat Sofa Black leather	CC10070	Stainless Steel	Integrated	2143



Avenue

	Description	Code	Frame	Arms	Price £				
					A	B	C	D	F
	One Seat Sofa	CD10050	Stainless Steel	Integrated	1622	1675	1802	1886	1050
	Two Seat Sofa	CD10060	Stainless Steel	Integrated	2258	2336	2516	2636	1664
	Three Seat Sofa	CD10070	Stainless Steel	Integrated	2672	2773	3008	3164	2086

Avenue



Button

Ad-Hoc

Description	Code	Height	Width	Depth	Price £			
					A	B	C	D
 Plain cube on glides	TF11000	450	450	450	276	290	309	326
 Cube on castors	TF12000	450	450	450	295	309	327	344
 Cube on feet	TF13000	450	450	450	280	294	312	329
 Plain cylinder on glides	TF21000	450	500 Dia		309	324	341	358
 Cylinder on castors	TF22000	450	500 Dia		327	342	359	377
 Cylinder on feet	TF23000	450	500 Dia		312	327	344	362

Description	Code	Height	Width	Depth	Price £			
					A	B	C	D
 Ad-Hoc single low back sofa	TD10050	845	850	720	1289	1366	1545	1665
 Ad-Hoc single high back booth	TD30050	1350	850	720	1984	2118	2426	2631
 Ad-Hoc 2 seat low back sofa	TD10060	845	1440	720	1793	1879	2078	2210
 Ad-Hoc 2 seat high back booth	TD30060	1350	1440	720	2564	2706	3035	3254
 Ad-Hoc link panel with table	TDTLINK	1350	940		693	802	850	924
 Ad-Hoc link panel	TDXLINK	1350	940		525	634	682	756

Snug

Snug





Description	Code	Height	Width	Depth	Price £			
					A	B	C	D
 Snug seating booth	TC181485	1800	1400	850	4923	5089	5491	6019
 Snug open seating booth	TC131485	1350	1400	850	3478	3591	3931	4320
 Snug link panel with table	TCTLINK	1650	940		693	802	850	924
 Snug link panel	TCXLINK	1650	940		525	634	682	756



Zone Meeting Pod

Zone Seating

Description	Code	Height	Width	Depth	Price £			
					A	B	C	D
Only available with profiled ends					A	B	C	D
 2 Person zone meeting pod	TXMPX-118527-P	1100	2700	850	4968	5206	5542	5879
 2 Person zone meeting pod	TXMPX-138527-P	1350	2700	850	5238	5493	5855	6216
 4 Person zone meeting pod	TXMPX-111427-P	1100	2700	1400	5914	6197	6597	6998
 4 Person zone meeting pod	TXMPX-131427-P	1350	2700	1400	6235	6539	6970	7400
 2 Person zone meeting pod with table	TXMPT-118527-P	1100	2700	850	5113	5350	5686	6023
 2 Person zone meeting pod with table	TXMPT-138527-P	1350	2700	850	5382	5639	6000	6362
 4 Person zone meeting pod with table	TXMPT-111427-P	1100	2700	1400	6086	6368	6769	7170
 4 Person zone meeting pod with table	TXMPT-131427-P	1350	2700	1400	6407	6712	7142	7573
2 Person zone meeting pod with table and media panel	TXMPM-118527-P	1100	2700	850	5300	5537	5874	6210
2 Person zone meeting pod with table and media panel	TXMPM-138527-P	1350	2700	850	5570	5825	6187	6548
4 Person zone meeting pod with table and media panel	TXMPM-111427-P	1100	2700	1400	6309	6591	6992	7392
4 Person zone meeting pod with table and media panel	TXMPM-131427-P	1350	2700	1400	6630	6934	7365	7795

Maximum monitor width 750mm wide









Description	Code	Height	Width	Depth	Price £			
					A	B	C	D
S = Square ends, P = Profiled ends					A	B	C	D
 Zone double seat module 1100mm high Shown with square ends	TXSSM-111410-S	1100	1400	1000	2945	3085	3282	3479
 Zone double seat module 1350mm high Shown with square ends	TXSSM-131410-S	1350	1400	1000	3101	3250	3461	3672
 Zone 2 double seat modules 1100mm high Shown with square ends	TX2SM-111410-S	1100	1400	1000	5614	5876	6245	6616
 Zone 2 double seat modules 1350mm high Shown with square ends	TX2SM-131410-S	1350	1400	1000	5868	6145	6539	6933
 Zone 3 double seat modules 1100mm high Shown with square ends	TX3SM-111410-S	1100	1400	1000	7374	7726	8225	8725
 Zone 3 double seat modules 1350mm high Shown with square ends	TX3SM-131410-S	1350	1400	1000	7715	8090	8621	9152










Shown with profiled ends

Zone Desking


Zone Desking

Description	Code	Height	Width	Depth	Price £			
					A	B	C	D
S = Square ends, P = Profiled ends								
 Zone stand alone desk module 1100mm high 800mm deep worktops Shown with square ends	TXSDM-111010-S	1100	1000	1000	1693	1763	1861	1958
	TXSDM-111210-S	1100	1200	1000	1763	1835	1939	2041
	TXSDM-111410-S	1100	1400	1000	1836	1912	2020	2127
	TXSDM-111610-S	1100	1600	1000	1909	1988	2100	2213
 Zone stand alone desk module 1350mm high 800mm deep worktops Shown with square ends	TXSDM-131010-S	1350	1000	1000	1825	1903	2015	2125
	TXSDM-131210-S	1350	1200	1000	1909	1990	2107	2224
	TXSDM-131410-S	1350	1400	1000	1991	2077	2199	2321
	TXSDM-131610-S	1350	1600	1000	2074	2164	2292	2419
 Zone 2 Person desk module 1100mm high 800mm deep worktops Shown with square ends	TX2DM-111010-S	1100	1000	1000	3108	3231	3404	3578
	TX2DM-111210-S	1100	1200	1000	3205	3330	3508	3687
	TX2DM-111410-S	1100	1400	1000	3304	3432	3615	3798
	TX2DM-111610-S	1100	1600	1000	3403	3535	3722	3910
 Zone 2 Person desk module 1350mm high 800mm deep worktops Shown with square ends	TX2DM-131010-S	1350	1000	1000	3317	3452	3645	3837
	TX2DM-131210-S	1350	1200	1000	3426	3566	3764	3962
	TX2DM-131410-S	1350	1400	1000	3535	3679	3882	4086
	TX2DM-131610-S	1350	1600	1000	3643	3791	4000	4210
 Zone 3 person desk module 1100mm high 800mm deep worktops Shown with square ends	TX3DM-111010-S	1100	1000	1000	4524	4699	4947	5196
	TX3DM-111210-S	1100	1200	1000	4734	4920	5181	5444
	TX3DM-111410-S	1100	1400	1000	4954	5148	5425	5701
	TX3DM-111610-S	1100	1600	1000	5173	5377	5668	5957
 Zone 3 person desk module 1350mm high 800mm deep worktops Shown with square ends	TX3DM-131010-S	1350	1000	1000	4807	5001	5276	5550
	TX3DM-131210-S	1350	1200	1000	5057	5262	5553	5845
	TX3DM-131410-S	1350	1400	1000	5306	5524	5832	6141
	TX3DM-131610-S	1350	1600	1000	5552	5781	6107	6433

Description	Code	Height	Width	Depth	Price £			
					A	B	C	D
S = Square ends, P = Profiled ends								
 Zone stand alone desk module 1100mm high 600mm deep worktops Shown with square ends	TXSDM-111080-S	1100	1000	800	1573	1636	1725	1814
	TXSDM-111280-S	1100	1200	800	1634	1700	1793	1887
	TXSDM-111480-S	1100	1400	800	1697	1766	1864	1963
	TXSDM-111680-S	1100	1600	800	1759	1832	1935	2038
 Zone stand alone desk module 1350mm high 600mm deep worktops Shown with square ends	TXSDM-131080-S	1350	1000	800	1685	1755	1854	1953
	TXSDM-131280-S	1350	1200	800	1757	1832	1936	2041
	TXSDM-131480-S	1350	1400	800	1831	1909	2019	2129
	TXSDM-131680-S	1350	1600	800	1902	1985	2100	2217
 Zone 2 Person desk module 1100mm high 600mm deep worktops Shown with square ends	TX2DM-111080-S	1100	1000	800	3007	3126	3294	3463
	TX2DM-111280-S	1100	1200	800	3127	3252	3430	3608
	TX2DM-111480-S	1100	1400	800	3252	3385	3572	3759
	TX2DM-111680-S	1100	1600	800	3379	3517	3714	3910
 Zone 2 Person desk module 1350mm high 600mm deep worktops Shown with square ends	TX2DM-131080-S	1350	1000	800	3096	3219	3395	3570
	TX2DM-131280-S	1350	1200	800	3242	3373	3560	3747
	TX2DM-131480-S	1350	1400	800	3387	3527	3725	3924
	TX2DM-131680-S	1350	1600	800	3531	3679	3889	4098
 Zone 3 person desk module 1100mm high 600mm deep worktops Shown with square ends	TX3DM-111080-S	1100	1000	800	4255	4417	4647	4877
	TX3DM-111280-S	1100	1200	800	4436	4607	4851	5095
	TX3DM-111480-S	1100	1400	800	4625	4806	5064	5322
	TX3DM-111680-S	1100	1600	800	4813	5004	5276	5548
 Zone 3 person desk module 1350mm high 600mm deep worktops Shown with square ends	TX3DM-131080-S	1350	1000	800	4507	4684	4936	5188
	TX3DM-131280-S	1350	1200	800	4726	4915	5184	5453
	TX3DM-131480-S	1350	1400	800	4945	5146	5432	5718
	TX3DM-131680-S	1350	1600	800	5161	5374	5676	5980





Shown with square ends





Zig zag desking specified on page 214



Zone Desking

Description	Code	Height	Width	Depth	Price £			
					A	B	C	D
Only available with square ends								
 Zone zig zag 2 person desk	TXZ2X-117422-S	1100	2246	742	1790	1859	1957	2055
	TXZ2X-137422-S	1350	2246	742	1923	2001	2111	2221
 Zone zig zag 3 person desk	TXZ3X-117430-S	1100	3077	742	2546	2642	2778	2913
	TXZ3X-137430-S	1350	3077	742	2716	2824	2975	3127




Zone Partitions

Description	Code	Height	Width	Depth	Price £			
					A	B	C	D
Only available with square ends								
 Zone partition	TXPTX-118580-S	1100	850	800	1427	1487	1571	1655
	TXPTX-111080-S	1100	1050	800	1474	1537	1626	1715
	TXPTX-111680-S	1100	1650	800	1612	1685	1788	1890
	TXPTX-112080-S	1100	2050	800	1702	1781	1894	2006
 Zone partition	TXPTX-138580-S	1350	850	800	1533	1599	1692	1786
	TXPTX-131080-S	1350	1050	800	1586	1655	1754	1853
	TXPTX-131680-S	1350	1650	800	1755	1837	1953	2070
	TXPTX-132080-S	1350	2050	800	1868	1957	2085	2213













Zone Storage

Description	Code	Height	Width	Depth	Price £			
					A	B	C	D
Only available with square ends								
 Zone double door storage	TXQDX-118580-S	1100	850	800	1858	1919	2002	2087
	TXQDX-111080-S	1100	1050	800	1944	2007	2096	2185
	TXQDX-138580-S	1350	850	800	1965	2031	2125	2217
	TXQDX-131080-S	1350	1050	800	2055	2126	2225	2324
 Zone twin double door storage	TXQDX-111680-S	1100	1650	800	2477	2549	2651	2755
	TXQDX-112080-S	1100	2050	800	2643	2721	2833	2945
	TXQDX-131680-S	1350	1650	800	2618	2701	2818	2933
	TXQDX-132080-S	1350	2050	800	2808	2898	3025	3153

Zone / Snug Accessories





Description	Code	Price £
 Neptune port hole module Includes 2m leads		
1 x UK power	PH1P2M	69
1 x UK power / 1 x Cat 5 Data	PH1P1D2M	95
1 x UK power / USB smart charging	PH1PUSB2M	270
1 x UK power / 1 x Cat 5 Data / USB smart charging	PH1P1DUSB2M	287
Available in Black / Grey / White . Requires 80mm port hole to fit		
 Touch operated swan neck 2.75W 24V led flexible reading light inc driver and mains cable	TXLIGHT01	187
To be fitted to desk tops or seating module shelf		
Additional touch operated swan neck 2.75W 24V led flexible reading lights to add to existing driver	TXLIGHT02	97
Max 6 lights per driver		
 LED up lighting strip for use on Snug or Zone seating modules	TXLIGHT03	416
To be fitted to seating modules		
Switch operated and including driver, mains cable and light housing		









MFC Finishes

BAND A						
Board Finish						
Edge Finish						
Finish Name	BEECH	MAPLE	OAK	WHITE	WHITE MULTIPLEX EDGE	SILVER
Code Suffix	BE	MA	MO	WH	WM	SV
Surface Texture	Smooth / Matt	Smooth / Matt	Smooth / Matt	Smooth / Matt	Smooth / Matt	Smooth / Pearl
Availability	Storage (18 & 25mm Panels)	Available	Available	Available	-	Standard on carcasses unless specified
	Desk / Table / Reception Tops (25mm Panels)	Available	Available	Available	Available	-
	Selected Products (38mm Panels)	-	-	-	Available	Available

MFC Finishes

BAND B							
Board Finish							
Edge Finish							
Finish Name	DOVE GREY	ROMANA CHERRY	WALNUT	JET BLACK	JET BLACK MULTIPLEX EDGE	HACIENDA BLACK	SAND ZEBRANO
Code Suffix	DG	RC	WA	JB	JM	EH	EZ
Surface Texture	Smooth / Matt	Smooth / Matt	Smooth / Matt	Smooth / Matt	Smooth / Matt	Smooth / Matt	Smooth / Matt
Availability	Storage (18 & 25mm Panels)	Available	Available	Available	-	Available	Available
	Desk / Table / Reception Tops (25mm Panels)	Available	Available	Available	Available	Available	Available
	Selected Products (38mm Panels)	-	Available	Available	-	-	-

BAND C		
Board Finish		
Edge Finish		
Finish Name	JURA OAK	TOBACCO OAK
Code Suffix	JO	TO
Surface Texture	Natural Texture	Natural Texture
Availability	Storage (18 & 25mm Panels)	Available
	Desk / Table / Reception Tops (25mm Panels)	Available
	Selected Products (38mm Panels)	Available

BAND D			POA	
Board Finish				
Edge Finish				
Finish Name	ONYX BLACK	ONYX BLACK MULTIPLEX EDGE	ONYX BLACK CHAMFERED EDGE	WHITE CHAMFERED EDGE
Code Suffix	OB	OM	OC	WC
Surface Texture	Super Matt	Super Matt	Super Matt	Smooth / Matt
Availability	Storage (18 & 25mm Panels)	-	-	-
	Desk / Table / Reception Tops (25mm Panels)	Available	Available	Available (Square tops only)
	Selected Products (38mm Panels)	-	-	-

Desking Frame Finishes & Top Options

Storage Finishes and Options

Frame / Leg Finishes

				
Finish Name	BLACK	SILVER	WHITE	OAK
Code Suffix	B	S	W	-
Availability	move!	Electric Only	Electric / Set & Forget Only	Available
	Pyramid Steel	Available	-	Available
	Pyramid Wood	Available	-	Available
	Vega	Meeting Tables Only	Available	Available
	Vega Wood	-	Available	Available
	Soho 2	Available	Available	Available
	Soho 3	-	Available	Available
	Arthur	Available	Available	Available
	K2C	-	Available	-
	Contrax	-	Available	-
	Infinity	-	Available	-
	Topo	-	Available	-
	Rolo	-	Available	-
Axis	-	Available	-	





Metal Storage Finishes

			
Finish Name	BLACK	SILVER	WHITE
Code Suffix	B	S	W

Door Options

			
Door Type	WHITE TAMBOUR DOORS	SILVER TAMBOUR DOORS	FROSTED GLASS DOORS





Desk Top Options

				
Top Type	NO PORTS	PORTS	STANDARD SCALLOP	LONG SCALLOP
Code	N	P	S	L
Availability	move!	Available	Available	Available ^{1/2}
	Pyramid	Available	Available	Available ²
	Vega	On Application ¹	On Application ¹	Standard ¹
	Soho	Available	Available	Available ²
	K2	On Application	Standard	On Application ²
Contrax2	On Application	Standard	On Application ²	

¹ Tops are supplied with rounded corners unless specified

² Surcharge for shaped / scalloped tops applicable

Lock Options

				
Lock Type	RIM LOCK	PULL HANDLE	COMBINATION LOCK	RFID ELECTRONIC LOCK
Details	With master key system	Pull handle with integrated lock With master key system	Combination lock With master key system	Electronic BeCode Air+ RFID lock With master key system
Availability	Standard on all lockable storage	Available on lockers only	Available on lockers only	Available on lockers only

Screen Fabric & Acrylic Finishes

Seating Fabrics

Manufacturer	Fabric / Acrylic	Price Band
Camira	Cara	A
Camira	Citadel	A
Camira	Advantage	B
Camira	Canopy	B
Camira	Castillo	B
Camira	Chateau	B
Camira	Era	B
Camira	Gravity	B
Camira	L2	B
Camira	Lucia	B
Camira	Lucia CS	B
Camira	Manhattan	B
Camira	Phoenix	B
Camira	Racer	B
Camira	Rivet	B
Camira	Sonus	B
Camira	Sprint	B
Camira	Urban	B
Camira	Velocity	B
Camira	Vita	B
Camira	X2	B
Camira	Xtreme	B
Camira	Xtreme CS	B
Perspex	Acrylic	C
Camira	24/7 Flax	D
Camira	24/7 +	D
Camira	Aquarius	D
Camira	Aspect	D
Camira	Blazer	D
Camira	Blazer Lite	D
Camira	Halcyon	D
Camira	Hemp	D
Camira	Hi-Tech	D
Camira	Honeycomb	D
Camira	Intervene Plain/Texture	D
Camira	Landscape Balance/Contact	D
Camira	Main Line Flax	D
Camira	Main Line Plus	D
Camira	Marvel	D
Camira	Nexus	D
Camira	Oxygen	D
Camira	Patina	D
Camira	Silk	D
Camira	Synergy	D
Camira	Synergy 170	D
Camira	Track	D
Camira	Blazer Channel Quilt	E
Camira	Blazer Hourglass Quilt	E

Opaque Acrylic Colours	Transparent Acrylic Colours
	
Opal Solid White 069	Neutral Tint Smoke 9T20
	
Black 9T30	Sea Blue 7703
	
Violet 886	Red 4401
	
Polar White Frosted 030	Green 6600
	
Arctic Blue Frosted 7T77	Orange Amber 300

Manufacturer	Fabric	Price Band
OEM	Felt	M
Camira	Advantage *	A
Camira	Citadel *	A
Camira	Era	A
Camira	Gravity *	A
Camira	Phoenix *	A
Camira	Rivet	A
Camira	Canopy	B
Camira	Chateau	B
Camira	Main Line Plus	B
Camira	Manhattan *	B
Camira	Sprint *	B
Camira	Urban *	B
Camira	Velocity	B
Camira	Vita	B
Camira	X2	B
Camira	Xtreme *	B
Camira	Xtreme CS *	B
Camira	Aspect	C
Camira	Halcyon - Aspen	C
Camira	Halcyon - Blossom	C
Camira	Halcyon - Cedar	C
Camira	Halcyon - Linden	C
Camira	Halcyon - Poplar	C
Camira	Hemp	C
Camira	Hi-Tech *	C
Camira	Honeycomb	C
Camira	Main Line Flax	C
Camira	Patina	C
Camira	Synergy	C
Camira	24/7 Flax	D
Camira	24/7 +	D
Camira	Aquarius	D
Camira	Blazer	D
Camira	Intervene Plain/Texture	D
Camira	Landscape Balance/Contact	D
Camira	Marvel	D
Camira	Oxygen	D
Camira	Silk	D
Camira	Track	D
OEM	Leather	F

*Only for use on task seating



Specification Details

Survey and Specification:

The specification of all StorageWall and associated products is the direct responsibility of the customer. A site survey is essential. We are able to provide a support service to customers planning StorageWall.

It is the responsibility of the customer to provide comprehensive and accurate information. Please ensure that all dimensions are recorded. Dimensions supplied will be perceived as accurate. Please supply any necessary additional information taking into consideration skirting boards, light switches, fire alarms and any pipe work etc.

Design:

All units are 2200 / 2500mm high and 1000mm or 500mm wide as standard providing ample storage. To create a bespoke, built in appearance the units can be specified with side panel extensions, infill panels and fascia panels. These are available in a range of sizes and can be scribed on site to suit and fixed using a push fit mechanism.

Each unit is available as starter and add on units allowing complete StorageWalls to be created made up of a range of storage solutions. The units have 25mm shared side panels and 25mm top panels, base panels and shelves.

Carcasses are supplied in White with a range of door and fascia finishes available. Please see page 216 for details.

The StorageWall system has been designed with a number of integral features as standard to offer a complete storage solution. As well as double door storage units that can be specified with MFC shelves, lateral filing shelves, pull out filing cradles and slotted shelves, there are locker, recycling and file drawer units available as standard.

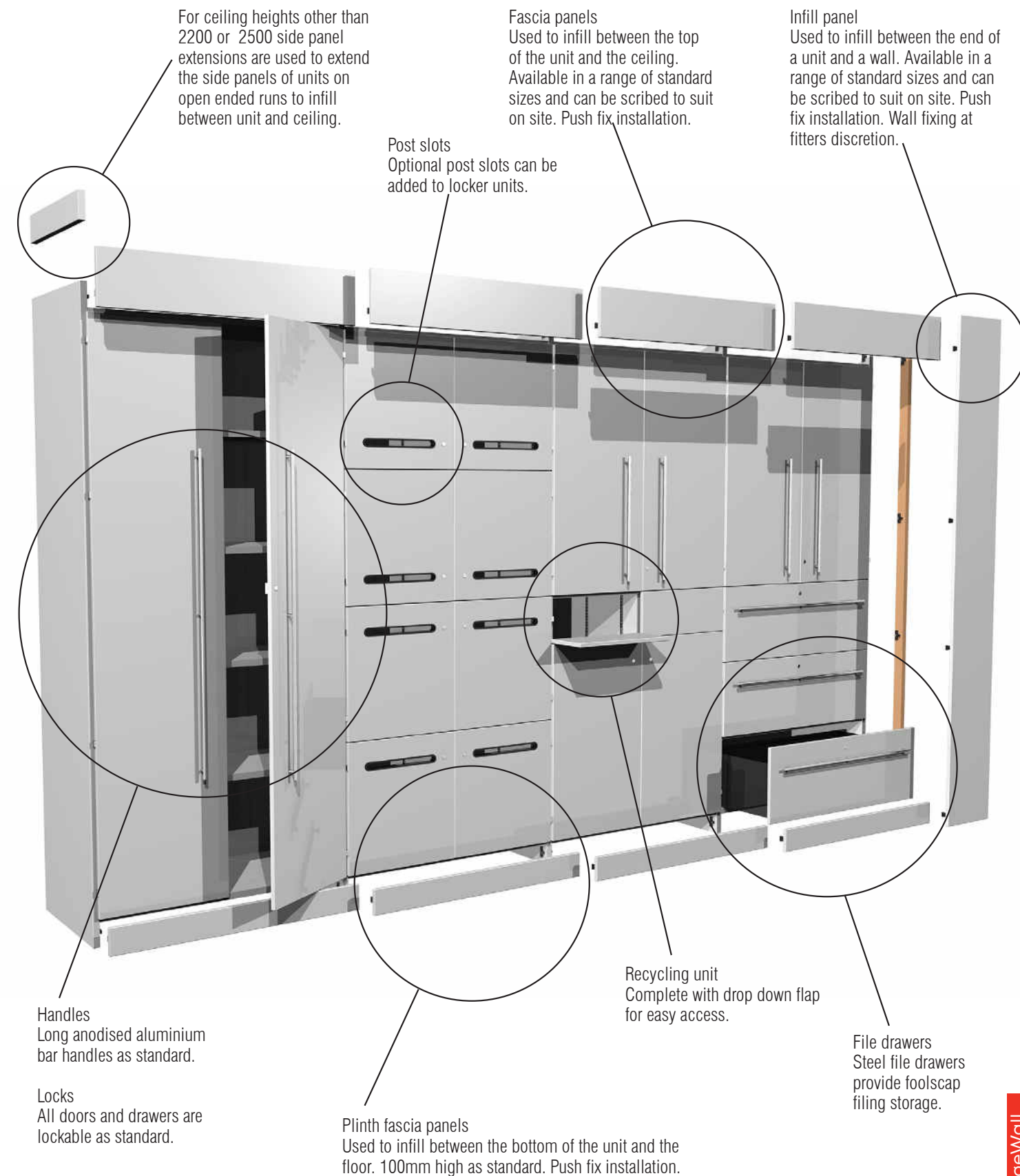
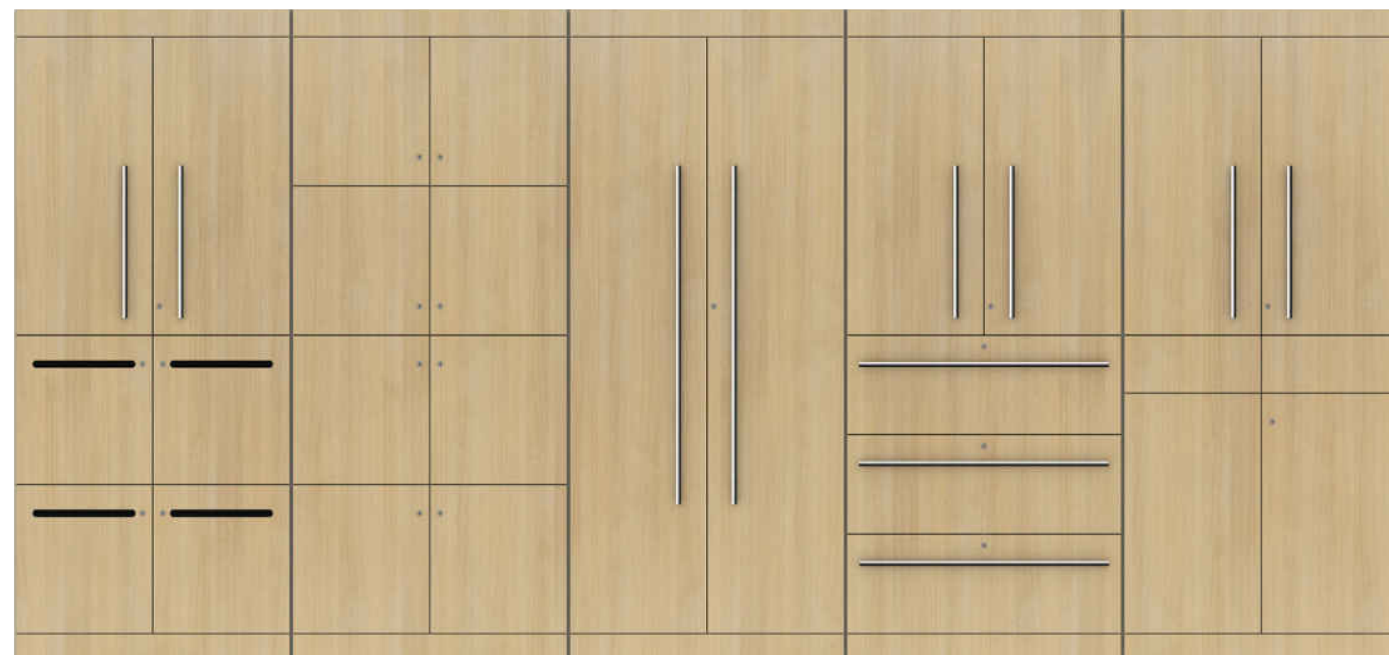
Fitting:

The fitting of StorageWall units has been designed to be as straightforward as possible, however all installations are different and need to be treated as such. Installation of StorageWall should be undertaken by experienced fitters.

StorageWall units are provided unassembled and with separate components for assembly on site. StorageWall includes adjustable levelling feet, each capable of carrying 200kg max. These feet provide 45mm of adjustment to suit un-level floor surfaces. If more adjustment is required due to un-level floors, please contact us.

All scribe panels are provided as finished MFC panels with ABS edging to all edges. These can be scribed and cut down to suit site conditions. The specification of the correct size panels and the cutting of these panels is the responsibility of the customer. It is advisable to specify oversized scribe panels wherever possible. This will allow as much tolerance on site as possible and will reduce the margin for error. All wall fixings are made at the fitter's discretion and require suitable fixings for the wall being affixed to.

Push fit fixings have been provided wherever possible to provide a quick and effective installation solution. This system also allows panels to be added and removed easily without causing damage. This is particularly useful when scribing panels.



Our range of modular reception counters can be assembled in a number of configurations, allowing the user to specify a counter that harmoniously fits within its environment, without incurring the cost associated with tailor made reception counters.

Each complete section can be used on its own or linked to another unit to create larger, bespoke configurations. A linking device facilitates simple re configuration of the units.

When specifying linked units, add the recessed leg pack to allow increased leg room (see page 167). When ordering, please suffix the code with the appropriate MFC colour option followed by the Acrylic colour (below) i.e.

MOREC08SL**WAW** - Walnut MFC/White Acrylic

AutoCAD blocks of each counter and space planning services are available, contact our design studio for further details.



MFC & Acrylic Colours

See page 216 for MFC finish options available in the 25mm panel category.

We use Parapan 4mm solid acrylic panels on all of our reception counters. Parapan is the finest quality high gloss solid acrylic on the market and the high gloss finish is on both sides of the material. Parapan acrylic is highly durable, moisture resistant and UV stable, so it will not fade. Available in the following colours as standard (other colours available upon request).



Prices	Are recommended retail (excluding VAT).
Dimensions	Are in millimetres and are nominal.
MFC Finishes	Beech, Dove Grey, Hacienda Black, Jet Black, Jura Oak, Maple, Oak, Onyx Black, Romana Cherry, Sand Zebrano, Tobacco Oak, Walnut, White Pedestal and storage unit carcass are finished in Silver unless otherwise specified. White fronted tambour units, lockers and storagewall carcasses are finished in White unless otherwise specified.
Metalwork Finishes	Black (RAL 9005) / Aluminium Silver (RAL 9006) / White (RAL 9016)
Desking	All tops are 25mm thick MFC unless otherwise specified with impact resistant 2mm ABS profiled edges. All desking incorporates metal to metal fixings.
Pedestals	Tops are 25mm MFC thick on desk high pedestals, 18mm MFC on high mobile pedestals, with 2mm ABS profiled edges. Carcass and drawer fronts are 18mm thick. Flyover drawer fronts are fitted as standard. Handles are available as an optional extra. All pedestals are lockable. Master keys/replacement keys available - P.O.A. Full extension filing drawers with A4 or foolscap filing. Standard drawers are fitted with metal roller runners with a 25kg dynamic load capacity. Heavy duty pedestals are fitted with full extension ballbearing runners and an anti-tilt mechanism. 25kg load bearing capacity per drawer anti tilt mechanism is fitted as standard to heavy duty pedestals.
Storage	Tops are 25mm thick MFC with 2mm ABS profiled edges, carcass and fronts are 18mm thick. All units are lockable and fitted with levelling feet, adjustable from within the unit. Storage units are fitted with an internal adjustment system allowing full adjustability, supplied without shelves unless otherwise specified. Tambour fronts are supplied in Silver or White with matching carcass as standard.
Screens	S1 screens are a solid core fabric wrapped screen with fabric and rubber edging. S2 screens include linkable aluminium end uprights with aluminium toolrail. S3 multi functional aluminium toolrail, suitable for back to back configurations. S4 screens are a full aluminium frame as standard including toolrail. Desk mounted screens include mounting brackets as standard.
Guarantee	All products are guaranteed for a period of 5 years structural and 2 years moving parts, finishes & fabrics. This applies to seating used in a normal eight hour working day. For further information please contact customer services.
Manufacturing Procedures	All procedures are operated in line with ISO 9001 : 2008. All products are designed & manufactured in the UK. In the interests of design and development we reserve the right to alter specifications without prior notice.
Environmental Policy	All timber used is manufactured from managed and sustainable resources. Our manufacturing facilities are approved to the environmental standard 14001:2004 and FSC Chain of Custody accreditation.
Samples	All samples will be invoiced at the time of despatch. Provided the sample is returned within 30 days in good condition, a credit note will be issued. If however, a sample is not returned within the 30 day period it will be deemed sold and collection of the invoice amount will proceed. Any request for bespoke samples will be treated as an order and will therefore be chargeable.
Conditions of Business	This price list is subject to our standard terms and conditions of business, available on request.

All products are designed in accordance with the following standards:

BS EN 1335-3:2009	Office furniture. Office work chair. Safety test methods
BS EN 1335-2:2009	Office furniture. Office work chair. Safety requirements for users weighing up to 110Kg and used for up to 8 hours a day
BS EN 1335-1:2000	Office furniture. Office work chair. Dimensions. Determination of dimensions
BS EN ISO 9241-5:1999	Ergonomic requirements for office work with visual display terminals (VDT's). Workstation layout & postural requirements
BS EN 16139:2013	General contract use Meeting room and cafeteria chairs - structural testing
BS 5459-2:2000+A2:2008	Office furniture. Specification for performance requirements and tests. Office pedestal seating for users weighing up to 150 kg and used up to 24 hours a day.
BS 7176:2007+A1:2011	Specification for resistance to ignition of upholstered furniture for non-domestic seating by testing composites
BS EN 527-1:2011	Office furniture desk and table dimensions
BS EN 527-2:2002	Office furniture desk and table mechanical safety requirements
BS EN 527-3:2003	Office furniture desk and table methods to test for the determination of strength and stability
BS EN 14073-2:2004	Office storage furniture general safety requirements
BS EN 14073-3:2004	Office storage furniture methods for the determination of stability and strength of structure
BS EN 14074:2004	Office furniture desk and tables and storage, test methods for the determination of strength and durability of moving parts
BS 4875-7:2006	Test Level 4 – Domestic and contract storage furniture performance requirements – shelves.
BS 4875-7:1998	Strength and stability of furniture. Methods for determination of strength and durability of storage furniture
BS 4875-8:1998	Strength and stability of furniture. Methods for determination of stability of non-domestic storage furniture
BS EN 1023-1:1997	Office furniture, screens – dimensions
BS EN 1023-2:2000	Office furniture, screens - mechanical safety requirements
BS EN 1023-3:2000	Office furniture, screens – test methods

This code applies to all of our operations and sets out the minimum standards expected from our staff in their internal and external dealings with colleagues, customers, and third parties.

1.1 Basic Standards of Conduct

(a) We will conduct every aspect of our business with sincerity, integrity and honesty. We respect human rights and the interests of our employees, customers and third parties.

(b) We will respect the legitimate interests of third parties with whom we have dealings in the course of our business.

1.2 Employees

(a) We are committed to creating and maintaining a safe and healthy working environment for our employees.

(b) We strive to create a workplace in which there is mutual trust and respect. An environment where every employee feels a responsibility for the performance and reputation of our company.

(c) We respect the individual and each other's rights, customs and traditions including the right to freedom of association and the right to decide.

(d) We will work towards achieving a diverse workforce, recruiting, employing and promoting employees only on the basis of objective criteria and the qualifications and abilities required for the job to be performed.

(e) We will maintain good communications with employees through our information and consultation procedures.

(f) We will assist employees in realising their potential.

1.3 Customers

(a) We are committed to supplying quality products and excellent levels of service. We are flexible to and understand our customers' needs and demands.

1.4 Compliance with Law

(a) We will comply with the laws and regulations applicable wherever we do business.

1.5 Business Integrity

(a) We will not offer, give, seek or receive, either directly or indirectly, inducements or other improper advantages for business or financial gain and no employee may offer, give, seek or receive any gift or payment which is, or could be construed as such.

1.6 The Environment

(a) We are committed to making continuous improvement in the management of our environmental impact.

(b) We will work with our partners to promote environmental care, increase understanding of environmental issues and disseminate good practice.

1.7 Community Involvement

(a) We endeavour to be a good corporate citizen and to fulfil our responsibilities to the societies and communities in which we operate.



Environmental Policy

We are committed to providing superior products whilst minimising any adverse impact to the environment. We recognise the importance of environmental protection and our duty to operate both responsibly and also in compliance with all legal requirements relating to the design, manufacture and distribution of office furniture. We aim to continually improve our environmental performance through the implementation of the three R's – Reduce, Reuse and Recycle. It is our priority to encourage our customers and suppliers to do the same, not only is this sound commercial sense, but we all have a duty of care towards future generations.

All MFC panels in standard products are procured only from suppliers which are certified as using timber from sustainable sources. In addition, as members of the Forest Stewardship Council (FSC®) we are committed to complying with the Policy for the Association of Organizations with FSC, FSC-POL-01-004 V2-0 EN, and FSC's mission to promote the environmentally appropriate, socially beneficial and economically viable management of the world's forests. Our 600kW Biomass boiler not only supplies our factory with heating but reduces our reliance on fossil fuels whilst at the same time improving our wood waste recycling rate.

Our commitment to the environment is reflected in our ISO 14001 Environmental Management System accreditation and also our ISO 9001 Quality Management System accreditation of which environmental concerns forms a substantive part. As a company we strive to always be environmentally aware and aim to continually improve our environmental performance through the implementation of the following:

- Assess and regularly re-assess the environmental effects of the Organisation's activities
- Training of employees in environmental issues
- Minimise material wastage
- Minimise energy wastage
- Promote the use of recyclable and renewable materials
- Reduce and/or limit the production of pollutants to water, land and air
- Control noise emissions from operations

We have a legal and ethical obligation to ensure our purchasing practices and standards place a priority on safety and are environmentally sound, efficient and well managed on behalf of our businesses, employees and customers. We work with our suppliers to ensure that they understand and adhere to our practices and business standards. There is no higher priority for us than the safety of our colleagues, customers, suppliers and local communities. We are committed to operating to the highest of legal standards, these standards are contained in our company policies including, Health & Safety, Environment, Quality, Equal Opportunity and Human Rights.

Credentials

Description	Accreditation	Certified
Quality Management System	ISO 9001	2006
Environmental Management System	ISO 14001	2007
Chain of Custody	FSC	2007



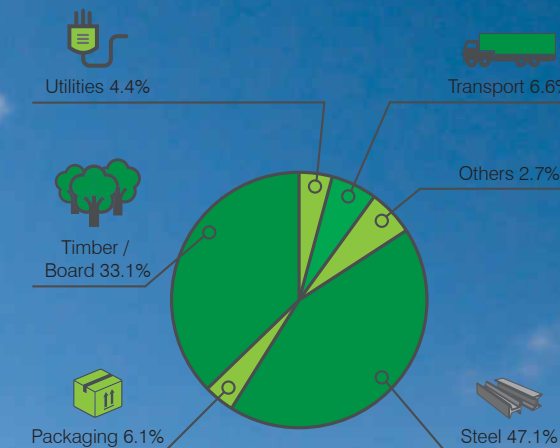
The mark of responsible forestry

Sustainability



Carbon Footprint k2CW16LM

Category	CO2 (tonnes)
Timber / Board	12.722
Steel	18.050
Packaging	2.344
Others	1.037
Transport	2.550
Utilities	1.682
Total	38.384
Per Unit	0.038



98%

Recyclability k2CW16LM

Material	Percentage	Recyclable
Wood	61%	100%
Steel	34%	100%
ABS	3%	100%
Coatings and Adhesives	2%	0%
Total Recyclable Content		98%





Mobili
OFFICE

Innovation House
Snaygill Industrial Estate
Keighley Road
Skipton BD23 2QR
T: 0870 050 1230
F: 0870 050 1233
E: sales@mobili.co.uk
W: www.mobili.co.uk